

NORTH
Dakota
Be Legendary.

Management
and Budget



STATUS OF THE GENERAL FUND

Photo Credit: North Dakota Tourism

Presented to the
BUDGET SECTION
WEDNESDAY, JUNE 24, 2026

JOE MORRISSETTE, OFFICE OF MANAGEMENT AND BUDGET DIRECTOR

**GENERAL FUND STATUS STATEMENT
2025-27 BIENNIUM
AS OF MAY 31, 2026**

Beginning balance:		
Beginning unobligated balance - July 1, 2025	\$1,329,508,210	
Balance obligated for authorized carryover of appropriations	<u>89,771,253</u>	
Total beginning balance		\$1,419,279,463
Revenues:		
Revenues collected to date	\$2,346,560,209	
Remaining forecasted revenues	<u>2,906,740,731</u>	
Total revenues		<u>5,253,300,940</u>
Total available		\$6,672,580,403
Expenditures:		
Legislative appropriations - One time	(\$143,234,260)	
Legislative appropriations - Ongoing	(6,113,180,565)	
Special session appropriations - One time	(6,825,000)	
2025-27 authority used in 2023-25	10,195	
Authorized carryover from previous biennium	<u>(89,771,253)</u>	
Total authorized expenditures		<u>(6,353,000,883)</u>
Estimated ending balance - June 30, 2027		<u>\$319,579,520</u> ^{\1}

\1 NDCC Section 54-27.2-02 provides that any end of biennium balance in excess of \$65.0 million must be transferred to the budget stabilization fund, up to a cap of 15.0 percent of general fund appropriations.

**SELECTED SPECIAL FUNDS
MAY 31, 2026 FUND BALANCES**

Fund	Balance
Budget Stabilization Fund (April 30 RIO balance)	\$983,285,253
Legacy Fund (April 30 RIO balance plus May oil tax allocation)	\$14,576,296,549
Foundation Aid Stabilization Fund (May 31 balance)	\$555,665,009
Social Services Fund (May 31 balance)	\$410,614,245
Strategic Investment and Improvement Fund - \$1,027,041,276 committed (March 31 balance)	\$1,160,051,562

**OIL UPDATE
MAY 31, 2026 (Based on March 31, 2026 Production)**

	Forecast	Actual to Date
Average Price:	\$59.00	\$58.97
Average Production:	1,150,000	1,156,376
Oil Revenue:	\$1,848,125,440	\$1,872,938,662
Effective Tax Rate:	8.96%	9.17%

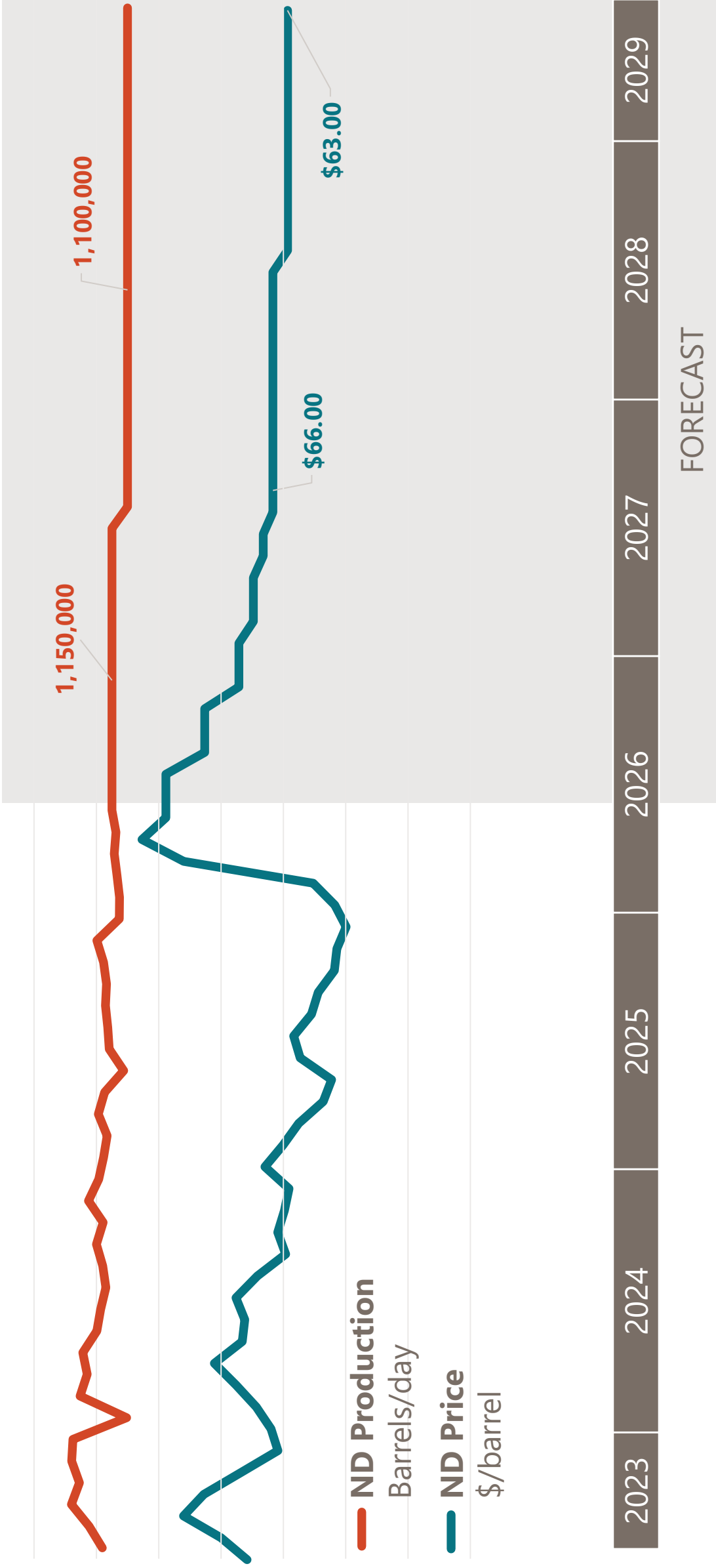
STATEMENT OF GENERAL FUND REVENUES AND FORECASTS

Compared to the Legislative Forecast

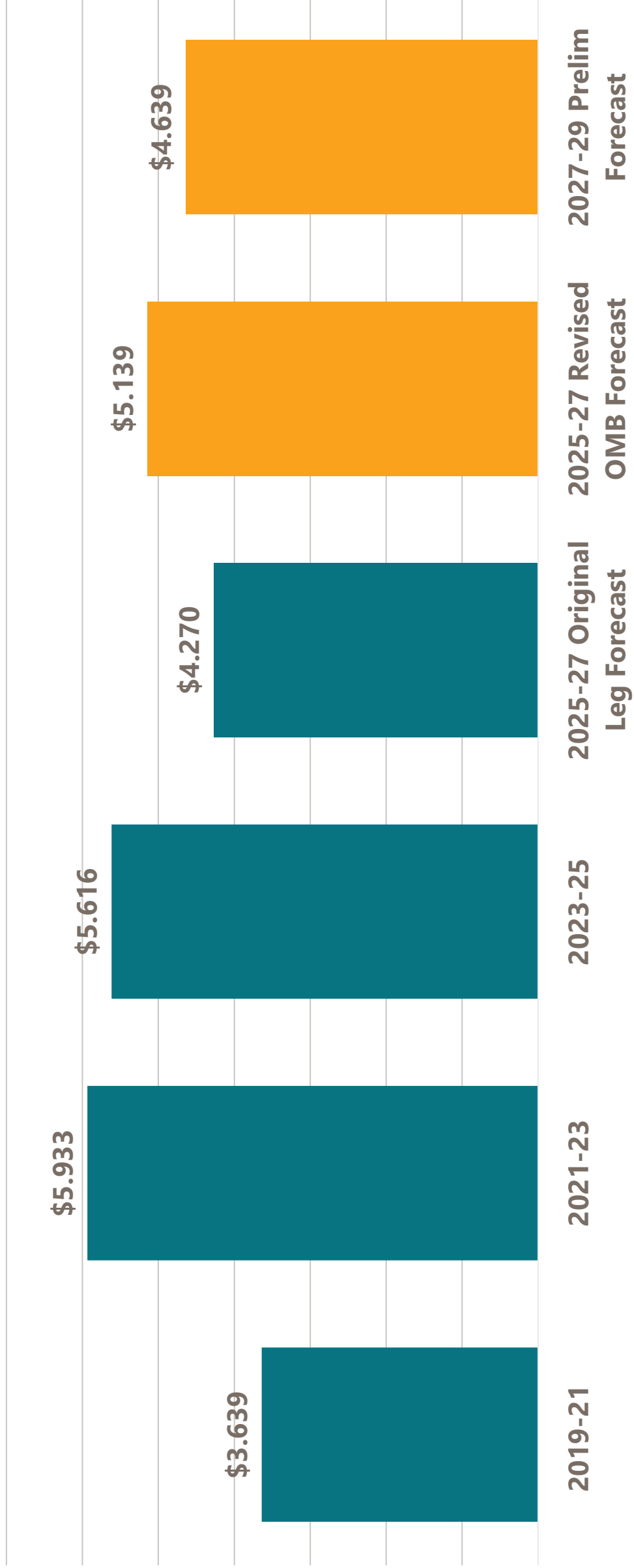
2025-27 Biennium
May 2026

Revenues and Transfers	Fiscal Month			Biennium To Date				
	Original 2025			Original 2025				
	Leg. Forecast	Actual	Variance	Percent	Leg. Forecast	Actual	Variance	Percent
Sales Tax	105,938,191	84,770,257	(21,167,934)	-20.0%	1,156,092,478	1,146,675,359	(9,417,119)	-0.8%
Motor Vehicle Excise Tax	7,871,156	6,559,071	(1,312,085)	-16.7%	79,424,894	72,916,478	(6,508,416)	-8.2%
Individual Income Tax	35,105,966	18,110,609	(16,995,357)	-48.4%	414,527,477	331,925,750	(82,601,727)	-19.9%
Corporate Income Tax	4,658,977	4,495,402	(163,575)	-3.5%	208,983,562	211,447,961	2,464,399	1.2%
Insurance Premium Tax	9,352,882	9,812,909	460,027	4.9%	51,071,866	52,361,987	1,290,121	2.5%
Oil & Gas Production Tax	52,614,951	52,614,951	-	0.0%	214,951,391	214,951,391	-	0.0%
Oil Extraction Tax	30,186,874	30,186,874	-	0.0%	117,850,434	117,850,434	-	0.0%
Gaming Tax	9,805	7,038	(2,767)	-28.2%	282,096	265,181	(16,915)	-6.0%
Lottery	-	-	-	0.0%	-	-	-	0.0%
Cigarette & Tobacco Tax	1,530,082	1,484,239	(45,843)	-3.0%	18,378,499	16,961,865	(1,416,634)	-7.7%
Wholesale Liquor Tax	858,364	944,662	86,298	10.1%	9,527,106	9,682,457	155,351	1.6%
Mineral Leasing Fees	2,895,026	2,556,044	(338,982)	-11.7%	31,032,784	20,196,971	(10,835,813)	-34.9%
Departmental Collections	1,605,608	1,867,006	261,398	16.3%	20,941,361	20,350,119	(591,242)	-2.8%
Interest Income	2,787,657	4,172,925	1,385,268	49.7%	28,476,119	55,784,736	27,308,617	95.9%
Budget Stabilization Fund-Interest	-	-	-	0.0%	-	-	-	0.0%
State Mill & Elevator-Transfer	-	-	-	0.0%	-	-	-	0.0%
Bank of North Dakota-Transfer	-	-	-	0.0%	70,000,000	70,000,000	-	0.0%
Gas Tax Administration	-	-	-	0.0%	880,584	880,584	-	0.0%
Miscellaneous	-	578,357	578,357	100.0%	-	4,308,936	4,308,936	100.0%
Total Revenues and Transfers	255,415,539	218,160,344	(37,255,195)	-14.6%	2,422,420,651	2,346,560,209	(75,860,442)	-3.1%

ND OIL PRICE AND PRODUCTION

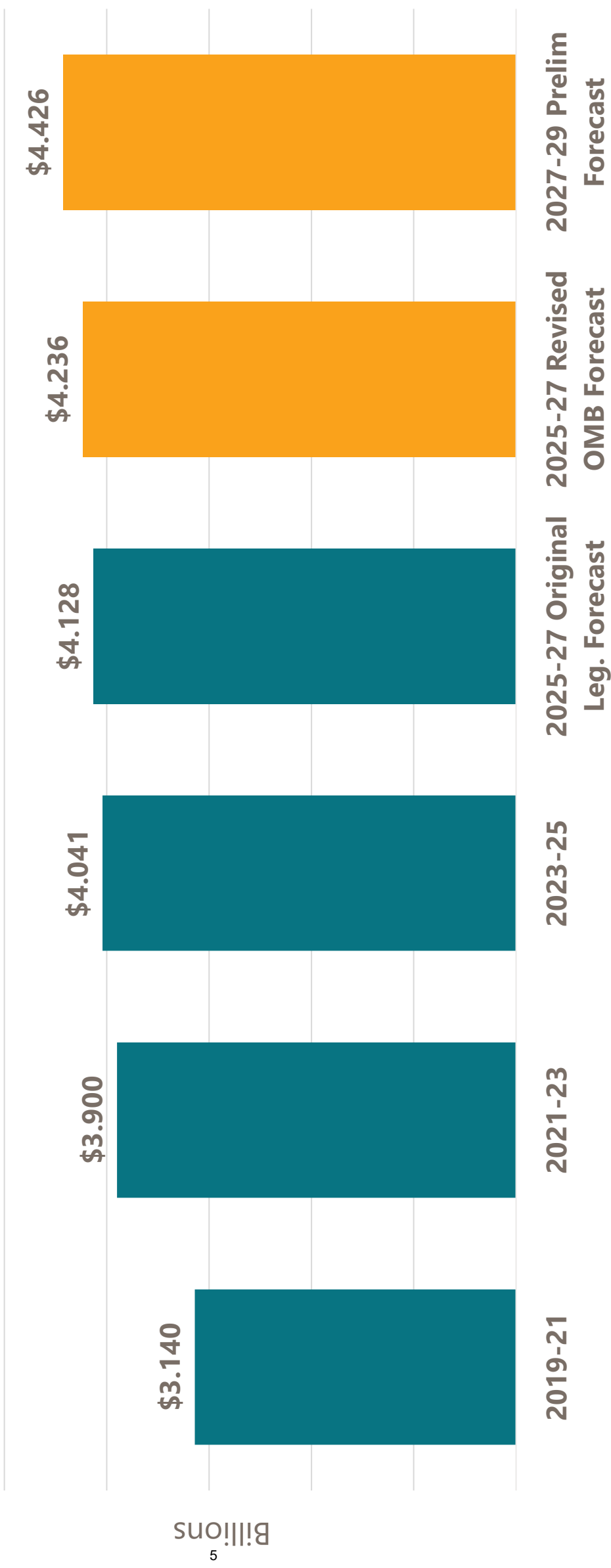


ND OIL TAX REVENUES



GENERAL FUND ONGOING REVENUES


FOUR MAJOR TAX TYPES



GENERAL FUND ONGOING REVENUES

FOUR MAJOR TAX TYPES

■ Sales Tax ■ Motor Vehicle ■ Individual Income Tax ■ Corporate Income Tax



2019-21

2021-23

2023-25

2025-27 Original

2025-27 Revised

2027-29 Prelim Forecast

Leg. Forecast

OMB Forecast

Forecast

Grant Applications

Agency: 201 Department of Public Instruction

Request: \$8,393,567

Time Period: 10/01/2026 to 09/30/2029

Title of Grant: Growing Great Educators for Every North Dakota Student. Signed 05/29/2026

Purpose of Grant: This grant competition focuses on providing funding to support projects that:

- Increase student's access to effective teachers and school leaders.
 - Improve educator recruitment, retention, development and advancement.
 - Support strategic staffing and teacher leadership roles.
 - Improve student academic achievement and close achievement gaps.
 - Strengthen educator effectiveness in high-need schools.
-

Agency: 270 Department of Career and Technical Education

Request: \$10,000,000

Time Period: 09/01/2026 to 08/31/2031

Title of Grant: Talent Search Program. Signed: 04/21/2026

Purpose of Grant: Identify qualified individuals from disadvantaged backgrounds with potential for education at the postsecondary level and encourage them to complete secondary school and undertake postsecondary education. Talent Search projects publicize the availability of, and facilitate the application for, student financial assistance for persons who seek to pursue postsecondary education and encourage persons who have not completed programs at the secondary or postsecondary level to enter or reenter and complete these programs.

Agency: 380 Job Service

Request: \$1,499,999

Time Period: 07/01/2026 to 12/31/2029

Title of Grant: ESTART: Reentry, Employment in Skilled Trades, Adv. Manu, Reg. Apprenticeships and Training Initiative. Signed: 03/27/2026

Purpose of Grant: Across the State of North Dakota, individuals returning to the community from incarceration face significant barriers to securing stable employment, despite strong demand for workers in skilled trades, advanced manufacturing, and registered apprenticeships. To address this gap, Job Service North Dakota (JSND) is applying to US DOL for funding under the RESTART Reentry Employment Initiative Grant, designed to equip justice involved individuals with industry mechanized training leading to meaningful and sustainable employment. This initiative directly aligns with President Trump's administration's vision of Building the Workforce for the Golden Age by supporting pathways to self-sufficiency, strengthening the skilled trades pipeline, and meeting critical workforce shortages.

The RESTART initiative presents an opportunity to train justice-involved individuals for in-demand

occupations. Job Service North Dakota proposes serving a minimum of 200 participants through the REST ART grant. This grant will target individuals aged 25 and older through two (2) service areas. Cass, Burleigh, and Morton Counties represent some of North Dakota's largest population centers and are key hubs for the state's skilled workforce. These counties combined account for 36% of the job openings in the state. The RESTART initiative will begin on July 1, 2026, and run for 42 months up to December 31, 2029. The overall project timeline will allow for a three-month planning and implementation period. During the life of the grant, participants will be placed into apprenticeship and on-the-job training opportunities, retention efforts will be ongoing, and measurements will be tracked. During the final two years of the grant, work will begin on a sustainability package.

Agency: 530 Department of Corrections and Rehabilitation

Request: \$794,368

Time Period: 10/01/2025 to 09/30/2028

Title of Grant: BJA FY25 Strengthening Community Supervision Agency Operations. Signed: 03/25/2026

Purpose of Grant: Implementing Swift, Certain, and Fair Principles for individuals being released into the community. This grant will provide a procurement contract for a data scientist that has a criminal justice background. This grant will provide Atlas software licenses. This grant will provide salary and fringe benefits for the DOCR to hire a Business analyst.

Agency: 530 Department of Corrections and Rehabilitation

Request: \$750,000

Time Period: 10/01/2025 to 09/30/2028

Title of Grant: OJJDP Incarcerated Parents with Minor Children. Signed: 04/05/2026

Purpose of Grant: To provide funds for better visitation environments, provided tablets and calling minutes each week for incarcerated parents to speak with their children virtually and visually. To help with reentry of parents being released and have a parenting plan available upon release.

Agency: 530 Department of Corrections and Rehabilitation

Request: \$3,333,624

Time Period: 10/01/2025 to 09/30/2029

Title of Grant: FY25 Adult Treatment Court Program. Signed 05/04/2026

Purpose of Grant: Maintain the ND DOCR's Adult Treatment Court Program.

Agency: 530 Department of Corrections and Rehabilitation

Request: \$150,000

Time Period: 10/01/2026 to 09/30/2027

Title of Grant: BJA FY25 State Criminal Alien Assistance Program (SCAAP). Signed 05/15/2026

Purpose of Grant: To help correctional facilities recover cost of housing illegal alien's within the prison system.

Agency: 540 Department of Corrections and Rehabilitation

Request: \$5,000,000

Time Period: 09/30/2026 to 09/30/2031

Title of Grant: FY26 Defense Community Infrastructure Program. Signed 06/09/2026

Purpose of Grant: This is a grant program administered by the Office of Local Defense Community Cooperation on behalf of the Department of War to enable states and localities to address deficiencies in community infrastructure supportive of a local military installation. These projects may enhance the readiness of a military department or mission assurance at a military installation, family quality of life at a military installation, military installation resilience, and/or the training of cadets at covered educational institutions.

Agency: 720 Game & Fish Department

Request: \$3,000,000

Time Period: 10/01/2026 to 09/30/2029

Title of Grant: 2026 ND VPA-HIP. Signed 06/02/2026

Purpose of Grant: The purpose of this project is to increase walk-in hunting access on Conservation Reserve Program, Emergency Watershed Protection Program and Wetland Reserve Easements over the next three years.

Agency: 801 Department of Transportation

Request: \$48,640,000

Time Period: 03/31/2027 to 03/31/2032

Title of Grant: FY25-26 Bridge Investment Program – Small Project. Signed 05/26/2026

Purpose of Grant: To replace, rehabilitate, preserve, or protect one or more bridges on the National Bridge Inventory (NBI) under 23 U.S.S. 144(b).

Applications fall under two funding categories:

1. Planning.
2. Bridge Project grants (a project with total eligible costs not greater than \$100 M).

The goals of the program are to:

1. Improve the safety, efficiency, and reliability of the movement of people and freight over bridges;
2. improve the condition of bridges in the U.S; and
3. provide financial assistance that leverages and encourages non-Federal contributions from sponsors and stakeholders involved in the planning, design, and construction of eligible projects.

NDDOT'S BIP grant application: Sunset Dr. Interchange in Mandan.

NDDOT in partnership with the City of Mandan is applying to replace two bridges at Exit 152 on I-94 (on Sunset Dr.). Both bridges are on the Interstate over Sunset Dr.

Agency: 801 Department of Transportation

Request: \$45,360,000

Time Period: 03/31/2028 to 03/31/2032

Title of Grant: FY25-26 Bridge Investment Program – Small Project. Signed 05/26/2026

Purpose of Grant: To replace, rehabilitate, preserve, or protect one or more bridges on the National Bridge Inventory (NBI) under 23 U.S.S. 144(b).

Applications fall under two funding categories:

1. Planning.
2. Bridge Project grants (a project with total eligible costs not greater than \$100 M).

The goals of the program are to:

1. Improve the safety, efficiency, and reliability of the movement of people and freight over bridges;
2. improve the condition of bridges in the U.S; and
3. provide financial assistance that leverages and encourages non-Federal contributions from sponsors and stakeholders involved in the planning, design, and construction of eligible projects.

NDDOT'S BIP grant application: 40th Ave. N Interchange in Fargo.

NDDOT in partnership Cass County and the City of Fargo is applying to replace two bridges at Exit 69 on I-29 (on 40th Ave. N.). One bridge is over Interstate, the other is over BNSF railroad.

Agency: 801 Department of Transportation

Request: \$16,500,000

Time Period: 05/01/2027 to 07/31/2031

Title of Grant: Rendezvous Region Scenic Backway Reconstruction Project. Signed: 06/05/2026

Purpose of Grant: The purpose of the National Scenic Byways Program (NSBP) is to help recognize, preserve, and enhance selected roads throughout the United States. Grants and technical assistance are available to state DOTs or Indian Tribes to (a) implement eligible projects on highways designated as National Scenic Byways, All-American Roads (collectively Americas Byways), State scenic byways, or Indian Tribe scenic byways, and (b) plan, design, and develop a State or Indian Tribe scenic byway program.

The project would reconstruct 5.5 miles of Cavalier County Road 55 including paving of the existing road, constructing wide shoulders to accommodate bicycle traffic and improve safety; and drainage improvements.

Agency: 801 Department of Transportation

Request: \$17,280,000

Time Period: 04/01/2028 to 07/31/2032

Title of Grant: FY26 Bridge Investment Program – Planning. Signed 06/08/2026

Purpose of Grant: To replace, rehabilitate, preserve, or protect one or more bridges on the National Bridge Inventory (NBI) under 23 U.S.S. 144(b).

Applications fall under two funding categories:

1. Planning.
2. Bridge Project grants (a project with total eligible costs not greater than \$100 M).

The goals of the program are to:

1. Improve the safety, efficiency, and reliability of the movement of people and freight over bridges;
2. improve the condition of bridges in the U.S; and
3. provide financial assistance that leverages and encourages non-Federal contributions from sponsors and stakeholders involved in the planning, design, and construction of eligible projects.

NDDOT'S BIP grant application: I-94 Midway NEPA Planning Project.

NDDOT is applying to complete preliminary design and National Environmental Policy Act (NEPA) documentation for the replacement and rehabilitation of infrastructure in the Midway Interchange area, which includes sections of Interstate 94 (I-94), the Grant March Bridge, and other interchange-related bridges.

Agency	Date	Name	Amount	Explanation
Incentive Pay - DHHS	April	Afanou, Mawuena	\$ 500.00	Cover and support of difficult to fill and unexpected critical coverage needs.
	March-April-May	Amoako, Thomas F	4750.00	Cover and support of difficult to fill and unexpected critical coverage needs.
	March-April-May	Andres, Serena M	6100.00	Cover and support of difficult to fill and unexpected critical coverage needs.
	March-April	Benavides, Samantha Jo	1800.00	Cover and support of difficult to fill and unexpected critical coverage needs.
	March, May	Berger, Gloria	1000.00	Cover and support of difficult to fill and unexpected critical coverage needs.
	March-April	Burkle, Carrie A	1200.00	Cover and support of difficult to fill and unexpected critical coverage needs.
	April	Carver, Analiza	750.00	Cover and support of difficult to fill and unexpected critical coverage needs.
	March-April-May	Castillo, Kimberly	3350.00	Cover and support of difficult to fill and unexpected critical coverage needs.
	March	Clark, Jeffrey E	550.00	Cover and support of difficult to fill and unexpected critical coverage needs.
	March-April-May	Cooper, Horoja C	3950.00	Cover and support of difficult to fill and unexpected critical coverage needs.
	March-April-May	Dalisay, Ma Richelle	3850.00	Cover and support of difficult to fill and unexpected critical coverage needs.
	April	Dauphinais, Jennifer L	950.00	Cover and support of difficult to fill and unexpected critical coverage needs.
	March-April-May	Dumas, Becky A	2800.00	Cover and support of difficult to fill and unexpected critical coverage needs.
	March-April-May	Dumas, Richard J	2450.00	Cover and support of difficult to fill and unexpected critical coverage needs.
	March, May	Edinger, Jaidyn Lee	1100.00	Cover and support of difficult to fill and unexpected critical coverage needs.
	March-April	Ellis, Harley	1950.00	Cover and support of difficult to fill and unexpected critical coverage needs.
	March	Falter, Casie J	500.00	Cover and support of difficult to fill and unexpected critical coverage needs.
	May	Farm, Jonathan Michael	500.00	Cover and support of difficult to fill and unexpected critical coverage needs.
	March-April-May	Fofana, Amadu K	3600.00	Cover and support of difficult to fill and unexpected critical coverage needs.
	May	Francisco, Ashley	700.00	Cover and support of difficult to fill and unexpected critical coverage needs.
	March-April-May	Freeman, Mercy	4200.00	Cover and support of difficult to fill and unexpected critical coverage needs.
	March-April-May	Gare, Mohamed A	3150.00	Cover and support of difficult to fill and unexpected critical coverage needs.
	April	Garza, Prisilla	700.00	Cover and support of difficult to fill and unexpected critical coverage needs.
	March-April-May	Graham, Meridith	4000.00	Cover and support of difficult to fill and unexpected critical coverage needs.
	May	Hargrave, Jusufu Y	900.00	Cover and support of difficult to fill and unexpected critical coverage needs.
	March-April-May	Helmeke, Karin M	1700.00	Cover and support of difficult to fill and unexpected critical coverage needs.
	April-May	Holm, Tamara M	1800.00	Cover and support of difficult to fill and unexpected critical coverage needs.
	March-April-May	Itua, Francis	3900.00	Cover and support of difficult to fill and unexpected critical coverage needs.
	March	Jimenez, Ada	500.00	Cover and support of difficult to fill and unexpected critical coverage needs.
	March	Johannesson, Megan	950.00	Cover and support of difficult to fill and unexpected critical coverage needs.
	March	Kamariza, Angelique	700.00	Cover and support of difficult to fill and unexpected critical coverage needs.
	March-April-May	Kertz, M.Noela C	3500.00	Cover and support of difficult to fill and unexpected critical coverage needs.
	March-April	Khanye, Nombeko Ruth	1850.00	Cover and support of difficult to fill and unexpected critical coverage needs.
	April	Kleingartner, Alex R	900.00	Cover and support of difficult to fill and unexpected critical coverage needs.
	March, May	Krueger, Amanda J.	1800.00	Cover and support of difficult to fill and unexpected critical coverage needs.
	March-April-May	Kufuor, Charlotte	3650.00	Cover and support of difficult to fill and unexpected critical coverage needs.
	March-April	Lopez Toscano, Margarita	1350.00	Cover and support of difficult to fill and unexpected critical coverage needs.
	March	Lorenzen, Michelle A.	500.00	Cover and support of difficult to fill and unexpected critical coverage needs.
	March	Luer, Brenda Lee	800.00	Cover and support of difficult to fill and unexpected critical coverage needs.
	March-April-May	Maldonado, Daniela	2000.00	Cover and support of difficult to fill and unexpected critical coverage needs.

Agency	Date	Name	Amount	Explanation
	March	Maldonado, Sylvia	850.00	Cover and support of difficult to fill and unexpected critical coverage needs.
	March-April-May	McGee, Allisa P	7800.00	Cover and support of difficult to fill and unexpected critical coverage needs.
	April	Medina, Julissa	500.00	Cover and support of difficult to fill and unexpected critical coverage needs.
	March	Meyer, Mark	500.00	Cover and support of difficult to fill and unexpected critical coverage needs.
	March-April-May	Meza, Marcos A	2850.00	Cover and support of difficult to fill and unexpected critical coverage needs.
	April-May	Misialek, Kyle Thomas	1500.00	Cover and support of difficult to fill and unexpected critical coverage needs.
	March-April-May	Momoh, Marian KT	3900.00	Cover and support of difficult to fill and unexpected critical coverage needs.
	March-April-May	Monga, Theressah Michello	3700.00	Cover and support of difficult to fill and unexpected critical coverage needs.
	March-April	Muragwa, Vincent	1500.00	Cover and support of difficult to fill and unexpected critical coverage needs.
	March-April-May	Ndanyuzwe, Magnifique	3700.00	Cover and support of difficult to fill and unexpected critical coverage needs.
	April-May	Nicholson, Amanda Marie	1300.00	Cover and support of difficult to fill and unexpected critical coverage needs.
	March-April-May	Nicholson, Michael Alan	3300.00	Cover and support of difficult to fill and unexpected critical coverage needs.
	March-April	Nzabakiza, Claude	1450.00	Cover and support of difficult to fill and unexpected critical coverage needs.
	April	Oatis, Ricky	500.00	Cover and support of difficult to fill and unexpected critical coverage needs.
	March-April-May	Okemwa, Robert P	4450.00	Cover and support of difficult to fill and unexpected critical coverage needs.
	March-April-May	Oni, Peace A	8750.00	Cover and support of difficult to fill and unexpected critical coverage needs.
	March-April-May	Palafox, Armida	5150.00	Cover and support of difficult to fill and unexpected critical coverage needs.
	March-April-May	Percle, Rocheta C	1750.00	Cover and support of difficult to fill and unexpected critical coverage needs.
	March	Petersen, Roberta L	500.00	Cover and support of difficult to fill and unexpected critical coverage needs.
	March-April-May	Potter, Karla	3550.00	Cover and support of difficult to fill and unexpected critical coverage needs.
	March	Ramirez, Sara Jessica	700.00	Cover and support of difficult to fill and unexpected critical coverage needs.
	March-April	Roehrich, Tanesha K	1300.00	Cover and support of difficult to fill and unexpected critical coverage needs.
	March	Rutabara, Bienvenu	4750.00	Cover and support of difficult to fill and unexpected critical coverage needs.
	May	Schempp, Timothy	900.00	Cover and support of difficult to fill and unexpected critical coverage needs.
	March, May	Schmidt, Janean	1300.00	Cover and support of difficult to fill and unexpected critical coverage needs.
	March-April	Schwanz, Jeanne M	1300.00	Cover and support of difficult to fill and unexpected critical coverage needs.
	May	Sicam, Lovelyn	550.00	Cover and support of difficult to fill and unexpected critical coverage needs.
	March-April-May	Steffen, Jodi L	2300.00	Cover and support of difficult to fill and unexpected critical coverage needs.
	March-April-May	Sunde, Flordeliza L	3300.00	Cover and support of difficult to fill and unexpected critical coverage needs.
	March	Trevino, Maria D	500.00	Cover and support of difficult to fill and unexpected critical coverage needs.
	March-April-May	Uche, Victor C	6900.00	Cover and support of difficult to fill and unexpected critical coverage needs.
	March-April-May	Varh, Andrew	7900.00	Cover and support of difficult to fill and unexpected critical coverage needs.
	March-April	Vasquez De Luna, Karla	1950.00	Cover and support of difficult to fill and unexpected critical coverage needs.
	March-April	Wegenast, Brandon S	2600.00	Cover and support of difficult to fill and unexpected critical coverage needs.
	April	Whitney, Troy D	600.00	Cover and support of difficult to fill and unexpected critical coverage needs.
	March-April-May	Willie, Jethro Jehee	8700.00	Cover and support of difficult to fill and unexpected critical coverage needs.
	March-April-May	Zeah, Emmet Sohn	6000.00	Cover and support of difficult to fill and unexpected critical coverage needs.
	March-April	Zollner, Travis C	1400.00	Cover and support of difficult to fill and unexpected critical coverage needs.
	March-April-May	Bagundol, Rizza	2600.00	Cover and support of difficult to fill and unexpected critical coverage needs.
	March	Dumas, Christopher M	600.00	Cover and support of difficult to fill and unexpected critical coverage needs.
	March-April	Free-Wolo, Felecia	4750.00	Cover and support of difficult to fill and unexpected critical coverage needs.

Incentive Pay - DHHS continued

Agency	Date	Name	Amount	Explanation
	April	Greene, Brian	1150.00	Cover and support of difficult to fill and unexpected critical coverage needs.
	March-April-May	Hylden, Visitacion L	3300.00	Cover and support of difficult to fill and unexpected critical coverage needs.
	March-April-May	Lamine, Florence Frazier	4150.00	Cover and support of difficult to fill and unexpected critical coverage needs.
	March, May	Miller, Misty R	1600.00	Cover and support of difficult to fill and unexpected critical coverage needs.
	March-April-May	Ndayishimiye, Mike	5850.00	Cover and support of difficult to fill and unexpected critical coverage needs.
	March-April-May	Piatz, Marlo G	2050.00	Cover and support of difficult to fill and unexpected critical coverage needs.
	March-April-May	Saidu, Samuel	3850.00	Cover and support of difficult to fill and unexpected critical coverage needs.
	March	Smith, Chauncy	1200.00	Cover and support of difficult to fill and unexpected critical coverage needs.
	April-May	Bartlett, Stephanie M	1,233.50	Fill shifts vacant FTE for 24/7 care facility required maintain appropriate staffing levels.
	March	Christensen, Krista D	2,855.00	Fill shifts vacant FTE for 24/7 care facility required maintain appropriate staffing levels.
	March	Close, Courtney D	692.50	Fill shifts vacant FTE for 24/7 care facility required maintain appropriate staffing levels.
	May	Ducheneaux, Saige	900.00	Fill shifts vacant FTE for 24/7 care facility required maintain appropriate staffing levels.
	March, May	Gillespie, Heather M	1,502.50	Fill shifts vacant FTE for 24/7 care facility required maintain appropriate staffing levels.
	April	Gillette, Ann	575.00	Fill shifts vacant FTE for 24/7 care facility required maintain appropriate staffing levels.
	March	Gruba, Kaila	780.00	Fill shifts vacant FTE for 24/7 care facility required maintain appropriate staffing levels.
	April-May	Kreyoh, Evelyn	1,472.50	Fill shifts vacant FTE for 24/7 care facility required maintain appropriate staffing levels.
	March, May	Lien, Tracy L	1,280.00	Fill shifts vacant FTE for 24/7 care facility required maintain appropriate staffing levels.
	March	Reinke, Chelsea A	535.00	Fill shifts vacant FTE for 24/7 care facility required maintain appropriate staffing levels.
	April-May	Riemer, Alexis	1,135.00	Fill shifts vacant FTE for 24/7 care facility required maintain appropriate staffing levels.
	March-April-May	Romero, Elizabeth	2,174.00	Fill shifts vacant FTE for 24/7 care facility required maintain appropriate staffing levels.
	May	Tchama, Koulou A	525.00	Fill shifts vacant FTE for 24/7 care facility required maintain appropriate staffing levels.
	April	Trenda, Gail M	542.50	Fill shifts vacant FTE for 24/7 care facility required maintain appropriate staffing levels.
	March	Zimprich, Stephanie Marie	647.50	Fill shifts vacant FTE for 24/7 care facility required maintain appropriate staffing levels.
	March-April-May	Overton, Cheryl Ruth	2,286.00	Covering night and weekend crisis calls.
	April	Allen, Kaitlyn	4,431.24	Method of Understanding (MOU) Military Course Development.
	April	Maangi, Samuel Hudson Manwa	634.53	Military Leave of Absence, when returning payroll was locked for service.
	April	Adams, Amy R	930.94	Timesheet correction on LWOP.
	March	Carver, Lisa	1,054.22	Completion of probation prior month.
	March	Fleischer, Shannon M	1,083.00	Probationary increase.
	April	Bahr, Joseph Carlson	667.00	Promotion that missed February supplemental payroll.
	May	Lansford, Shelly M	1,427.10	Probationary increase.
	March	Aukland, Donna M	2,142.00	Additional duties co-leading implementing Rural Health Transformation Program.
	March	Schauer, Desray	868.00	Additional duties due to promotion of manager.
	April	Zolondek, Makale Marie	760.00	Additional duties taking on additional responsibilities due to promotion of manager.
	March	Fleming, James C.	4,872.00	Additional duties as Section Director and supervision of Child Support Attorneys.
	May	Clooten, Janell M	693.20	Additional duties taking on additional responsibilities due to promotion of manager.
	March	Hazangwi, Kelvin	521.00	Reclassification upon achieving credentials.
	April	Becker, Ashley	701.64	Retroactive pay due to position reclassification upon achieving credentials.
	March	Binder, Cynthia	5,821.74	Shared leave received.
	March	Bornemann, Jennifer	3,979.69	Shared leave received.
	March	Burende, Fred	2,746.77	Shared leave received.

Agency	Date	Name	Amount	Explanation
	March	Cleasby, Kyle T	2,023.00	Additional duties serving as interim medical director for Badlands Behavioral Health Clinic.
	March	Kershaw, Paul Wayne	913.66	Shared leave received.
Retro Pay - Job Service	April	Yantzer, Carmen R	9,532.05	Received donated leave.
Retro Pay - HP	May	Frieson, Melanie R	981.00	Missed merit increase.
Retro Pay - DOCR	March	Jahner, Joseph P	562.95	Change of termination date, which missed payroll cutoff.
	May	Descombes, Amy E	597.12	Timesheet correction on LWOP.
Retro Pay - DOCR - continued	March	Mejia Cali, Christine A	564.27	Timesheet correction on LWOP.
Severance Pay - CDE	May	Christopherson, Kayla Faye	23,590.35	Separation agreement.
Severance Pay - BND	April	Schmitz, Janel R	69,858.57	Organizational structure change that resulted in position change/elimination.
Temp Increase - OMB	March	Bier, Tosha Lynn	500.00	Additional duties vacant position, working on Procurement Automation project.
	March-April	Blakeman, Michelle	1,000.00	Additional duties vacant position.
Temp Increase - Tax	March-April-May	Storsved, Jon C	1,560.00	Additional duties support IT structural changes to improve citizens digital needs.
Temp Increase - DPI	March-April-May	Mertz, Jamie D	6,000.00	Additional duties as Interim ITDS Director.
	March-April-May	Sehn, Laura	2,400.00	Additional duties taken from Jamie Mertz to assist as he had additional duties.
	April-May	Welk, Kara L. M.	1,200.00	Additional duties taken from Stanley E Schauer Jr. to assist as he had additional duties.
	March-April-May	Ellefson, Ann M	3,750.00	Additional duties taken on as Interim Assistant Superintendents.
	March-April-May	Peterson, Amanda J	3,750.00	Additional duties taken on as Interim Assistant Superintendents.
	March-April-May	Schauer Jr, Stanley E	3,750.00	Additional duties taken on as Interim Assistant Superintendents.
	March-April-May	Schauer Jr, Stanley E	1,650.00	Additional duties while ITDS Director position was vacant.
Temp Increase - Veterans Home	April	Koeppe, Harlee	877.00	Additional duties vacant position.
Temp Increase - Veterans Affairs	March-April-May	Thorstad, Daniel Ray	1,650.00	Administration of the federal Highly Rural Transportation Grant.
	March-April-May	Wangen, Lonnie L	2,100.00	Administration of the federal Highly Rural Transportation Grant.
Temp Increase - DHHS	March-April-May	Peterson, Courtney	3,597.00	Additional budget duties with Rural Health Transformation.
	March-April-May	Thorstenson, Robin K	5,370.00	Additional duties associated with launching leadership program and vacant position.
	March-April-May	Michaels, Mindy	2,145.00	Additional duties associated with temporary assignment of Director of Communications.
	March-April-May	Aukland, Donna M	7,857.00	Additional duties co-leading implementing Rural Health Transformation Program.
	March-April-May	Worley, Charity Paige	3,432.00	Additional duties covering night and weekend crisis calls as well as providing additional supervision.
	March-April-May	Joyce, Brendan K.	4,002.00	Additional duties for temporary supervision due to resignation of Medical Services Director.
	March-April-May	Hildebrandt, Carl	3,200.00	Additional duties for vacant position.
	March-April-May	Goulet, Kristy	1,854.00	Additional duties provision of care at Ruth Meiers Adolescent Center.
	March-April-May	Geffre, Jessica R.	2,556.00	Additional duties temporary leadership of Communications Division.
	March-April-May	Hemmer, Christina	2,505.00	Additional duties temporary leadership of Ruth Meiers Adolescent Center.
	May	Zabka, Ashley	616.00	Additional duties to cover Clinical Director duties at Badlands Behavioral Health Clinic.
	March-April-May	Chaney, Daniel	1,854.00	Additional duties with provision of care at Ruth Meiers Adolescent Center.
	March-April-May	Wuitschick, Marcie D.	4,047.00	Additional duties with Rural Health Transformation Program & organizational design and restructuring.
	March	Riedinger, Gail M	965.00	Additional supervisory duties of team members while manager diverted to another project.
	March-April-May	Sauer, Lauren	2,541.00	Additional supervisory duties of while Section Director role is vacant.
	March-April-May	Alm, Jonathan E	8,208.00	Additional duties associated with Rural Health Transformation Program.
	March-April-May	Fremming, Krista R	6,711.00	Additional duties associated with leadership of Medical Services Division.
	March	Ring, Lynden	957.00	Additional duties for providing clinical supervision.
	March-April-May	Nelson, Kady A	1,716.00	Additional duties serving as an interim Director of Nursing.

Agency	Date	Name	Amount	Explanation
	March	Cleasby, Kyle T	2,023.00	Additional duties serving as interim medical director for Badlands Behavioral Health Clinic.
	March-April-May	Jenkins, Heather	5,475.00	Additional duties supervision of team members for vacant position.
	March-April-May	Maier, Nancy E.	5,412.00	Additional duties supervision of team members for vacant position.
	April-May	Nandi, Swaroop	2,524.00	Additional duties supervision of team members for vacant position.
	March-April-May	Fleming, James C.	7,308.00	Cover and support of difficult to fill and unexpected critical coverage needs.
	March	Kutz, Trisha L	828.00	Covering night and weekend crisis calls.
	March	McKinney, Leslie	718.00	Covering night and weekend crisis calls.
	March-April-May	Belgarde, Mary	1,854.00	Temporary workload increase associated with Ruth Meiers Adolescent Center
	March-April-May	Abbas, Yawar	12,834.00	Additional duties associated with Acting Medical Director of a Behavioral Health Clinic.
	April-May	Bourgois, Steven T	3,058.00	Additional duties Rural Health Transformation Program Director during vacant position.
	March-April-May	Fleming, James C.	5,481.00	Cover and support of difficult to fill and unexpected critical coverage needs.
	April-May	Olson, Leis D	1,896.00	Cover and support of difficult to fill and unexpected critical coverage needs.
	March	McBride, Jessica -	862.00	Covering night and weekend crisis calls.
	March-April-May	Tipton, Jennifer	1,803.00	Supervisory duties & duties increase due to supervisor working on UI Modernization project.
	March-April-May	Schmidt, Cody D	4,012.68	Increased responsibilities associated with being named the Interim Chief Securities Regulator.
	May	Castillo, Christian J	600.00	Additional duties.
	May	Schwehr, Marc C	1,063.27	Received promotion and because of PeopleSoft issues it could not get entered in a timely manner.
	March-April-May	Akason, Shayden	3,225.00	Additional duties to administer and implement the State Small Business Credit Initiative program.
	March-April	Duerre, Michael R	1,500.00	Additional duties as acting manager for two other areas and other additional duties.
	March-April	Sperling, Eric	1,000.00	Additional duties as Park Manager because of vacant position.
	March-April-May	Bercier, Jessica J	3,000.00	Additional duties because of 50% reduction in staff in the Business Services Division.
	March-April-May	Ehlis, Adriann	2,250.00	Additional duties because of 50% reduction in staff in the Business Services Division.
	March-April-May	Stocks, La Tonya	1,500.00	Additional duties because of 50% reduction in staff in the Business Services Division.
	May	Brezden, Travis J	1,300.00	Additional duties due to retirements and staff departures.
	April	Dowling, Nicole Kay	1,000.00	Additional duties for ADA compliance.
	April	Fryer, Sheila M	1,500.00	Additional duties for ADA compliance.
	April	Schroeder, Kelli Jo	1,500.00	Additional duties for ADA compliance.

Temp Increase - DHHS - continued

Temp Increase - Ins. & Securities

Temp Increase - DOCR

Temp Increase - Commerce

Temp Increase - P&R

Temp Increase -Water

End of table

Tobacco settlement funds received and where funds were allocated or appropriated.

Tobacco Settlement Trust Fund - Fund 407

NDCC 54-27-25



Date	Total Amount Received	Community Health Trust	Commons School Trust	Water Development	Attorney General
12/14/99	\$ 9,036,985.38	\$ 903,698.54	\$ 4,066,643.42	\$ 4,066,643.42	\$ -
01/03/00	7,871,639.19	787,163.91	3,542,237.64	3,542,237.64	-
04/18/00	12,875,523.14	1,287,552.32	5,793,985.41	5,793,985.41	-
04/19/00	169,475.62	16,947.56	76,264.03	76,264.03	-
05/04/00	984.72	98.48	443.12	443.12	-
09/13/00	363.38	36.34	163.52	163.52	-
01/02/01	8,011,307.29	801,130.73	3,605,088.28	3,605,088.28	-
01/17/01	1,505.95	150.59	677.68	677.68	-
04/17/01	14,690,317.34	1,469,031.74	6,610,642.80	6,610,642.80	-
04/27/01	221,405.57	22,140.55	99,632.51	99,632.51	-
06/15/01	21,277.38	2,127.74	9,574.82	9,574.82	-
11/19/01	181,556.56	18,155.66	81,700.45	81,700.45	-
01/02/02	7,115,019.43	711,501.95	3,201,758.74	3,201,758.74	-
01/14/02	2,071.14	207.12	932.01	932.01	-
04/16/02	18,872,853.92	1,887,285.40	8,492,784.26	8,492,784.26	-
04/23/02	609,210.48	60,921.04	274,144.72	274,144.72	-
01/02/03	5,869,683.32	586,968.34	2,641,357.49	2,641,357.49	-
01/16/03	1,960,169.68	196,016.96	882,076.36	882,076.36	-
04/16/03	18,051,398.80	1,805,139.88	8,123,129.46	8,123,129.46	-
04/23/03	668,581.37	66,858.13	300,861.62	300,861.62	-
07/01/03	305,817.91	30,581.79	137,618.06	137,618.06	-
10/03/03	230,963.18	23,096.32	103,933.43	103,933.43	-
04/15/04	21,899,894.49	2,189,989.45	9,854,952.52	9,854,952.52	-
04/21/04	852,398.02	85,239.80	383,579.11	383,579.11	-
08/30/04	255,371.41	25,537.15	114,917.13	114,917.13	-
04/19/05	22,261,451.85	2,226,145.19	10,017,653.33	10,017,653.33	-
04/20/05	809,930.77	80,993.07	364,468.85	364,468.85	-
10/06/05	262,051.11	26,205.11	117,923.00	117,923.00	-
04/17/06	19,898,716.49	1,989,871.65	8,954,422.42	8,954,422.42	-
04/19/06	1,253,301.83	125,330.19	563,985.82	563,985.82	-
12/22/06	196,418.35	19,641.83	88,388.26	88,388.26	-
04/17/07	20,664,718.59	2,066,471.85	9,299,123.37	9,299,123.37	-
04/19/07	1,379,744.44	137,974.44	620,885.00	620,885.00	-
06/05/07	173,167.26	17,316.72	77,925.27	77,925.27	-
04/16/08	34,965,293.50	3,496,529.34	15,734,382.08	15,734,382.08	-
04/17/08	1,515,783.61	151,578.37	682,102.62	682,102.62	-
07/07/08	91.50	9.14	41.18	41.18	-

Tobacco Settlement Trust Fund - Fund 407

NDCC 54-27-25

Date	Total Amount Received	Community Health Trust	Commons School Trust	Water Development	Attorney General
02/26/09	1,978,845.20	197,884.52	890,480.34	890,480.34	-
04/20/09	23,035,384.29	2,303,538.43	10,365,922.93	10,365,922.93	-
04/15/10	19,759,434.19	1,975,943.41	8,891,745.39	8,891,745.39	-
04/19/10	1,057,430.92	105,743.10	475,843.90	475,843.91	-
04/20/11	19,736,098.42	1,973,609.84	8,881,244.29	8,881,244.29	-
04/20/12	20,127,216.58	2,012,721.66	9,057,247.46	9,057,247.46	-
04/17/13	20,099,831.57	2,009,983.15	9,044,924.21	9,044,924.21	-
04/24/13	13,067.04	1,306.70	5,880.17	5,880.17	-
04/22/14	22,756,378.89	2,275,637.89	10,240,370.50	10,240,370.50	-
04/15/15	19,220,022.57	1,922,002.25	8,649,010.16	8,649,010.16	-
05/15/15	254,078.67	25,407.87	114,335.40	114,335.40	-
05/18/16	20,466,444.08	2,026,644.40	9,119,899.84	9,119,899.84	200,000.00
04/20/17	20,196,746.52	2,019,674.66	9,088,535.93	9,088,535.93	-
04/20/18	53,096,556.03	29,093,105.82	-	23,803,450.21	200,000.00
07/10/18	158,922.32	87,407.28	-	71,515.04	-
04/22/19	20,977,434.08	11,537,588.74	-	9,439,845.34	-
07/24/19	155,286.18	155,286.18	-	-	-
04/16/20	16,470,621.00	16,470,621.00	-	-	-
04/22/20	4,809,767.02	4,809,767.02	-	-	-
04/16/21	20,130,759.00	20,130,759.00	-	-	-
04/23/21	2,526,695.64	2,526,695.64	-	-	-
04/15/22	22,192,320.54	22,192,320.54	-	-	-
04/18/22	1,058,579.05	1,058,579.05	-	-	-
04/17/23	23,715,397.28	23,715,397.28	-	-	-
04/20/23	1,134,634.18	1,134,634.18	-	-	-
04/16/24	21,021,625.52	21,021,625.52	-	-	-
04/19/24	1,129,686.45	1,129,686.45	-	-	-
04/16/25	18,903,378.55	18,903,378.55	-	-	-
04/21/25	1,657,065.13	1,657,065.13	-	-	-
12/31/25	5,459.52	5,459.52	-	-	-
04/16/26	16,674,103.89	16,674,103.89	-	-	-
04/22/26	3,001,376.91	3,001,376.91	-	-	-
Total	\$650,677,091.20	\$237,465,140.45	\$189,745,840.31	\$223,060,650.91	\$400,000.00

End of Table

Community Health Trust Fund:	100%
Water Development Trust Fund:	0%
Common Schools Trust Fund:	0%
Total % of these funds:	100%

BUDGET GUIDELINES FOR ALL AGENCIES



General Guidelines:

- No new FTE
- No new buildings
- Any new ongoing proposals should be offset by a corresponding reduction in ongoing expenditures



Base Budget Limitations:

- General Funds – Base budget limit at hold even, 3%, or 10% reduction based on agency size
- Special Funds – Base budget limit at hold even
- Federal Funds – No limitation



Optional Decision Packages:

- Focus on one-time



Contingency Reduction:

- 3% (for GF agencies at hold even or 3% base budget reduction)

Summarizes the full time employee pool balance by agency by General Fund, other funds, total funds balance and percentage.

Executive Branch FTE Pool Balance by Agency

2025 House Bill 1015, Section 18, Subsection 6

2025-27 Biennium as of May 31, 2026



Agency	General Fund Beginning Pool Balance	General Fund Amount Requested	General Fund Remaining Pool Balance	Other Funds Beginning Pool Balance	Other Funds Amount Requested	Other Funds Remaining Pool Balance	Total Beginning Pool Balance	Total Amount Requested	Total Remaining Pool Balance	Percent Pool Balance Remaining
101 Office of the Governor	\$ 117,387	\$ -	\$ 117,387	\$ -	\$ -	\$ -	\$ 117,387	\$ -	\$ 117,387	100.0%
108 Office of the Secretary of State	148,177	-	148,177	-	-	-	148,177	-	148,177	100.0%
110 Office of Management & Budget	720,280	-	720,280	482,682	-	482,682	1,202,962	-	1,202,962	100.0%
112 ND Information Technology	1,218,575	-	1,218,575	7,184,849	448,057	6,736,792	8,403,424	448,057	7,955,367	94.7%
117 ND Office of the State Auditor	327,375	-	327,375	299,101	-	299,101	626,476	-	626,476	100.0%
120 ND Office of State Treasurer	36,646	-	36,646	-	-	-	36,646	-	36,646	100.0%
125 ND Office of Attorney General	3,467,159	-	3,467,159	1,673,552	-	1,673,552	5,140,711	-	5,140,711	100.0%
127 ND Office of the State Tax Commissioner	1,119,992	-	1,119,992	-	-	-	1,119,992	-	1,119,992	100.0%
140 ND Office of Administrative Hearings	-	-	-	16,570	-	16,570	16,570	-	16,570	100.0%
188 Commission on Legal Counsel of Indigents	548,596	325,908	222,688	6,161	-	6,161	554,757	325,908	228,849	41.3%
190 Retirement and Investment Office	-	-	-	470,466	155,850	314,616	470,466	155,850	314,616	66.9%
192 Public Employees Retirement System	-	-	-	607,917	442,662	165,255	607,917	442,662	165,255	27.2%
195 Ethics Commission	9,935	-	9,935	-	-	-	9,935	-	9,935	100.0%
201 Dept of Public Instruction	263,365	-	263,365	432,130	-	432,130	695,495	-	695,495	100.0%
204 Center for Distance Education	203,156	50,410	152,746	-	-	-	203,156	50,410	152,746	75.2%
226 Dept of Trust Lands	-	-	-	419,754	206,208	213,546	419,754	206,208	213,546	50.9%
250 State Library	92,106	-	92,106	15,446	-	15,446	107,552	-	107,552	100.0%
252 School for the Deaf	399,873	224,590	175,283	15,698	-	15,698	415,571	224,590	190,981	46.0%
253 School for the Blind	255,845	-	255,845	3,591	-	3,591	259,436	-	259,436	100.0%
270 Dept. of Career and Technical Education	117,467	-	117,467	8,736	-	8,736	126,203	-	126,203	100.0%
303 Dept of Environmental Quality	2,290,870	-	2,290,870	-	-	-	2,290,870	-	2,290,870	100.0%
313 Veterans Home	225,940	-	225,940	626,984	-	626,984	852,924	-	852,924	100.0%
316 Indian Affairs Commission	10,462	-	10,462	-	-	-	10,462	-	10,462	100.0%
321 Dept of Veterans Affairs	196,287	170,228	26,059	6,620	-	6,620	202,907	170,228	32,679	16.1%
360 Protection and Advocacy Project	178,263	80,111	98,152	183,648	100,000	83,648	361,911	180,111	181,800	50.2%
380 Job Service North Dakota	329,228	158,103	171,125	1,284,961	-	1,284,961	1,614,189	158,103	1,456,086	90.2%
401 ND Office of the Insurance Commissioner	-	-	-	325,136	-	325,136	325,136	-	325,136	100.0%
405 ND Industrial Commission	-	-	-	20,376	-	20,376	20,376	-	20,376	100.0%
406 Dept of Labor & Human Rights	60,313	-	60,313	7,316	-	7,316	67,629	-	67,629	100.0%
408 Public Service Commission	265,735	-	265,735	-	-	-	265,735	-	265,735	100.0%
412 Aeronautics Commission	-	-	-	20,495	-	20,495	20,495	-	20,495	100.0%
471 Bank of North Dakota	-	-	-	2,122,074	-	2,122,074	2,122,074	-	2,122,074	100.0%
473 ND Housing Finance Agency	-	-	-	1,422,760	728,725	694,035	1,422,760	728,725	694,035	48.8%
474 Dept of Mineral Resources	1,622,423	428,539	1,193,884	499,195	302,449	196,746	2,121,618	730,988	1,390,630	65.5%
475 ND Mill and Elevator Association	-	-	-	1,973,530	-	1,973,530	1,973,530	-	1,973,530	100.0%
485 Workforce Safety & Insurance	-	-	-	3,189,008	-	3,189,008	3,189,008	-	3,189,008	100.0%
504 ND Highway Patrol	1,794,554	-	1,794,554	650,568	-	650,568	2,445,122	-	2,445,122	100.0%

Agency	General Fund Beginning Pool Balance	General Fund Amount Requested	General Fund Remaining Pool Balance	Other Funds Beginning Pool Balance	Other Funds Amount Requested	Other Funds Remaining Pool Balance	Total Beginning Pool Balance	Total Amount Requested	Total Remaining Pool Balance	Percent Pool Balance Remaining
530 Dept of Corrections and Rehabilitation	14,823,841	2,422,150	12,401,691	424,355	-	424,355	15,248,196	2,422,150	12,826,046	84.1%
540 Office of Adjutant General	968,835	198,112	770,723	1,885,606	338,271	1,547,335	2,854,441	536,383	2,318,058	81.2%
601 Dept of Commerce	462,615	-	462,615	119,985	-	119,985	582,600	-	582,600	100.0%
602 Dept of Agriculture	426,389	83,416	342,973	328,088	83,415	244,673	754,477	166,831	587,646	77.9%
627 Upper Great Plains Transportation Institute	79,624	-	79,624	186,395	-	186,395	266,019	-	266,019	100.0%
630 NDSU Extension Service	1,841,049	-	1,841,049	1,460,246	-	1,460,246	3,301,295	-	3,301,295	100.0%
638 Northern Crops Institute	44,032	-	44,032	57,963	-	57,963	101,995	-	101,995	100.0%
640 NDSU Main Research Center	3,256,595	-	3,256,595	1,803,606	-	1,803,606	5,060,201	-	5,060,201	100.0%
641 Dickinson Research Center	138,737	-	138,737	-	-	-	138,737	-	138,737	100.0%
642 Central Grasslands Research Center	65,741	-	65,741	-	-	-	65,741	-	65,741	100.0%
643 Hettinger Research Center	96,006	-	96,006	27,425	-	27,425	123,431	-	123,431	100.0%
644 Langdon Research Center	78,439	-	78,439	16,868	-	16,868	95,307	-	95,307	100.0%
645 North Central Research Center	164,453	90,000	74,453	45,840	-	45,840	210,293	90,000	120,293	57.2%
646 Williston Research Center	137,785	-	137,785	29,132	-	29,132	166,917	-	166,917	100.0%
647 Carrington Research Center	166,152	-	166,152	123,096	-	123,096	289,248	-	289,248	100.0%
649 Agronomy Seed Farm	-	-	-	7,343	-	7,343	7,343	-	7,343	100.0%
670 ND Racing Commission	4,705	-	4,705	248	-	248	4,953	-	4,953	100.0%
701 State Historical Society	874,658	307,288	567,370	59,618	-	59,618	934,276	307,288	626,988	67.1%
709 Council on the Arts	16,519	-	16,519	-	-	-	16,519	-	16,519	100.0%
720 Game and Fish Dept	-	-	-	1,862,510	-	1,862,510	1,862,510	-	1,862,510	100.0%
750 Dept of Parks and Recreation	679,393	-	679,393	-	-	-	679,393	-	679,393	100.0%
770 Dept of Water Resources	-	-	-	2,371,058	1,331,752	1,039,306	2,371,058	1,331,752	1,039,306	43.8%
801 Dept of Transportation	-	-	-	13,576,477	901,685	12,674,792	13,576,477	901,685	12,674,792	93.4%
Total	\$ 40,345,577	\$ 4,538,855	\$ 35,806,722	\$ 48,355,183	\$ 5,039,075	\$ 43,316,108	\$ 88,700,760	\$ 9,577,929	\$ 79,122,831	89.2%

End of Table

	Jul-25	Aug-25	Sep-25	Oct-25	Nov-25	Dec-25	Jan-26	Feb-26	Mar-26	Apr-26	Cumulative Total
General Fund	\$ 1,413,735	\$ 1,312,605	\$ 1,342,798	\$ 1,164,748	\$ 1,012,138	\$ 986,176	\$ 1,040,653	\$ 1,074,374	\$ 1,069,545	\$ 1,135,943	\$ 11,552,713
Other Funds	1,476,905	1,556,144	1,312,796	998,254	1,445,501	1,339,584	1,374,864	1,277,974	1,358,216	1,424,488	13,564,727
Estimated Vacancy Savings - All Funds	\$ 2,890,640	\$ 2,868,748	\$ 2,655,594	\$ 2,163,002	\$ 2,457,639	\$ 2,325,761	\$ 2,415,517	\$ 2,352,348	\$ 2,427,761	\$ 2,560,431	\$ 25,117,441

Use of vacant position savings:

General Fund Use:

Accrued Leave Payouts	\$ 130,014	\$ 63,324	\$ 350,300	\$ 29,166	\$ 82,623	\$ 106,558	\$ 113,349	\$ 24,074	\$ 84,853	\$ 138,447	\$ 1,122,707
Extra Salary Increases	38,361	73,518	73,579	141,485	74,211	90,603	144,499	197,437	114,610	89,404	1,037,708
Bonuses	10,600	13,883	24,125	19,667	68,397	37,437	13,699	23,063	22,472	50,952	284,295
Incentive/Location Pay	49,708	34,767	999,315	20,354	25,635	22,809	22,102	30,463	27,258	27,768	1,260,180
Reclassifications	-	-	-	-	17,250	1,949	-	-	4,154	-	23,353
Extra Temporary Salary Funding	149,764	80,797	82,543	51,348	87,633	88,756	85,476	80,728	110,200	78,014	895,259
Extra Overtime Funding	181,590	168,960	233,112	140,609	284,858	177,134	216,150	125,268	87,919	116,546	1,732,145
Other	127,318	141,209	137,796	111,550	94,873	332,628	100,264	116,764	356,129	103,094	1,621,623
Total General Fund Use	\$ 687,355	\$ 576,458	\$ 1,900,769	\$ 514,179	\$ 735,481	\$ 857,873	\$ 695,538	\$ 597,796	\$ 807,596	\$ 604,224	\$ 7,977,269

Other Funds Use:

Accrued Leave Payouts - Other Funds	\$ 210,582	\$ 210,334	\$ 203,831	\$ 163,803	\$ 107,227	\$ 104,269	\$ 174,771	\$ 251,717	\$ 131,280	\$ 281,537	\$ 1,839,351
Extra Salary Increases - Other Funds	9,351	14,209	16,285	18,300	24,025	24,411	31,474	37,701	31,731	74,069	281,557
Bonuses - Other Funds	5,000	18,700	19,660	8,361	56,156	13,715	45,791	10,901	16,161	81,243	275,687
Incentive/location Pay - Other Funds	75,587	56,616	57,081	54,782	58,385	59,433	68,358	57,686	60,382	61,330	609,640
Reclassifications - Other Funds	21,194	15,482	14,061	5,451	35,042	253,913	74,033	24,551	42,953	25,163	511,843
Extra Temporary Salary Funding - Other Funds	190,210	172,131	123,618	128,762	131,830	146,945	124,954	125,924	147,064	156,658	1,448,096
Extra Overtime Funding - Other Funds	69,201	71,695	21,413	224,256	(192,279)	39,715	94,746	55,969	44,168	(10,042)	418,841
Other (identify) - Other Funds	55,644	55,422	62,949	47,834	19,310	42,208	21,888	44,734	819,786	55,065	1,224,840
Total Other Funds Use	\$ 636,770	\$ 614,590	\$ 518,899	\$ 651,549	\$ 239,697	\$ 684,609	\$ 636,014	\$ 609,182	\$ 1,293,526	\$ 725,021	\$ 6,609,856
Total Estimated General Fund Savings	726,380	736,147	(557,972)	650,569	276,656	128,303	345,115	476,578	261,949	531,719	3,575,444
Total Estimated Other Funds Savings	840,136	941,554	793,897	346,705	1,205,804	654,976	738,850	668,792	64,691	699,467	6,954,871
Total Estimated Vacancy Savings	\$ 1,566,516	\$ 1,677,701	\$ 235,926	\$ 997,274	\$ 1,482,461	\$ 783,279	\$ 1,083,964	\$ 1,145,370	\$ 326,640	\$ 1,231,186	\$ 10,530,315

Vacant Positions:

Vacant Positions Beginning of Month	401.00	419.30	412.80	400.30	370.70	350.10	355.20	358.00	362.80	343.30	
New Vacant Positions During Month	80.50	90.50	82.80	49.50	53.10	59.10	71.40	68.80	54.60	48.30	
Vacant Positions Filled During Month	62.20	97.00	95.30	79.10	73.70	54.00	68.60	64.00	74.10	46.80	
Net Vacant Positions at End of Month	419.30	412.80	400.30	370.70	350.10	355.20	358.00	362.80	343.30	344.80	