

# STATUS OF THE GENERAL FUND

Photo Credit: Poppy Mills

Presented to the  
**BUDGET SECTION**  
WEDNESDAY, SEPTEMBER 18, 2024

SUSAN SISK, OFFICE OF MANAGEMENT AND BUDGET DIRECTOR



**GENERAL FUND STATUS STATEMENT  
2023-25 BIENNIUM  
AS OF AUGUST 31, 2024**

Beginning balance:		
Beginning unobligated balance - July 1, 2023	\$1,488,329,948	
Balance obligated for authorized carryover of appropriations	<u>70,628,658</u>	
Total beginning balance		\$1,558,958,606
Revenues:		
Revenues collected to date	\$3,378,656,227	
Remaining forecasted revenues	<u>1,941,352,994</u>	
Total revenues		<u>5,320,009,221</u>
Total available		\$6,878,967,827
Expenditures:		
Legislative appropriations - One time	(\$240,590,721)	
Legislative appropriations - Ongoing	(5,856,738,816)	
2023-25 authority used in 2021-23	1,846,593	
Authorized carryover from previous biennium	<u>(70,628,658)</u>	
Total authorized expenditures		<u>(6,166,111,602)</u>
Estimated ending balance - June 30, 2025		<u>\$712,856,225</u> <sup>11</sup>

<sup>11</sup> NDCC Section 54-27.2-02 provides that any end of biennium balance in excess of \$65.0 million must be transferred to the budget stabilization fund, up to a cap of 15.0 percent of general fund appropriations.

**SELECTED SPECIAL FUNDS  
AUGUST 31, 2024 FUND BALANCES**

<b>Fund</b>	<b>Balance</b>
Budget Stabilization Fund (June 30 RIO balance)	\$919,633,735
Legacy Fund (June 30 RIO balance plus August oil tax allocation)	\$10,942,009,489
Foundation Aid Stabilization Fund	\$543,905,738
Social Services Fund (previously Tax Relief Fund)	\$252,799,245
Strategic Investment and Improvement Fund - 05/31/24 (\$394,457,123 committed)	\$1,203,949,570

**OIL UPDATE  
PRELIMINARY  
AUGUST 31, 2024 (Based on June 30, 2024 Production)**

	<b>Forecast</b>	<b>Actual to Date</b>
Average Price:	\$69.38	\$72.88
Average Production:	1,100,000	1,224,007
Oil Revenue	\$2,924,647,000	\$3,311,725,973

# STATEMENT OF GENERAL FUND REVENUES AND FORECASTS

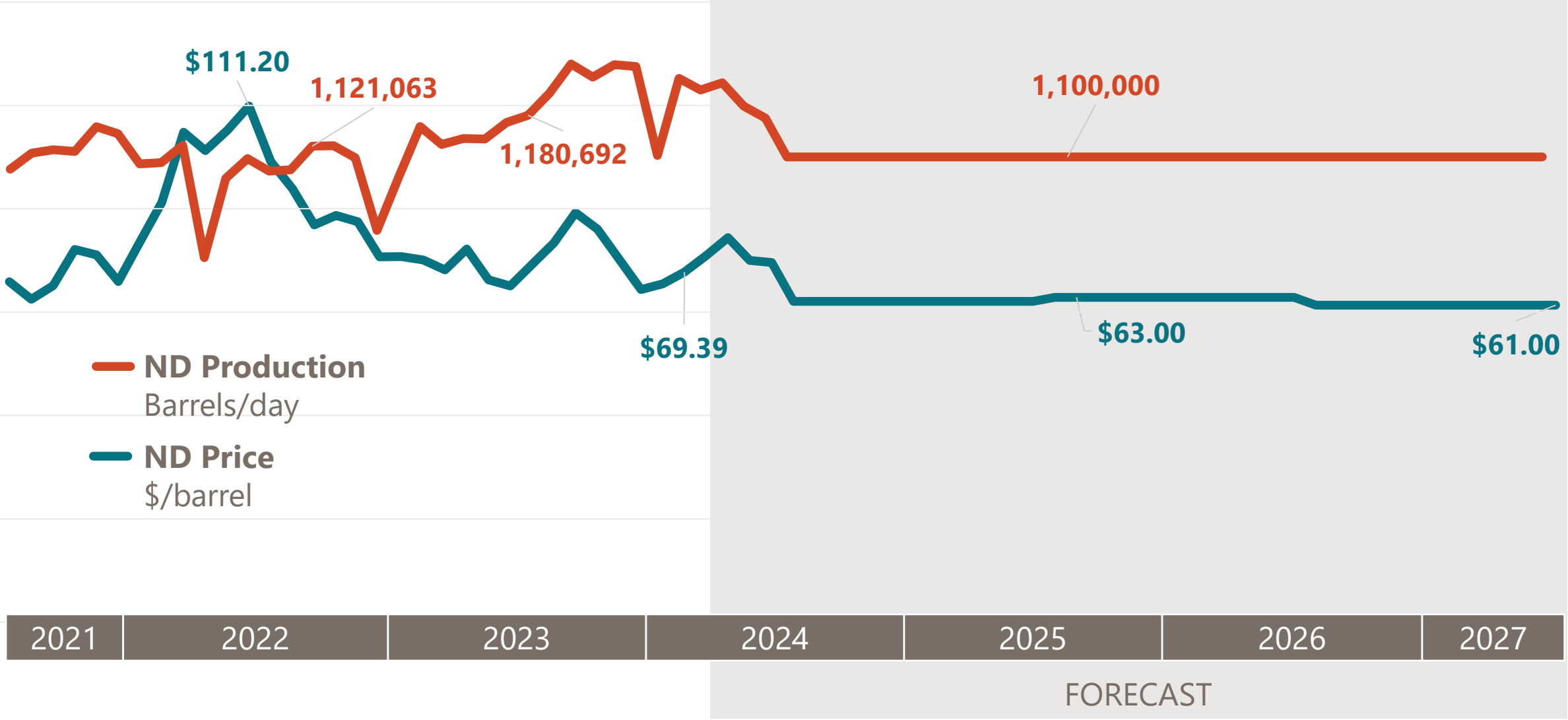
## *Compared to the Legislative Forecast*

2023-25 Biennium

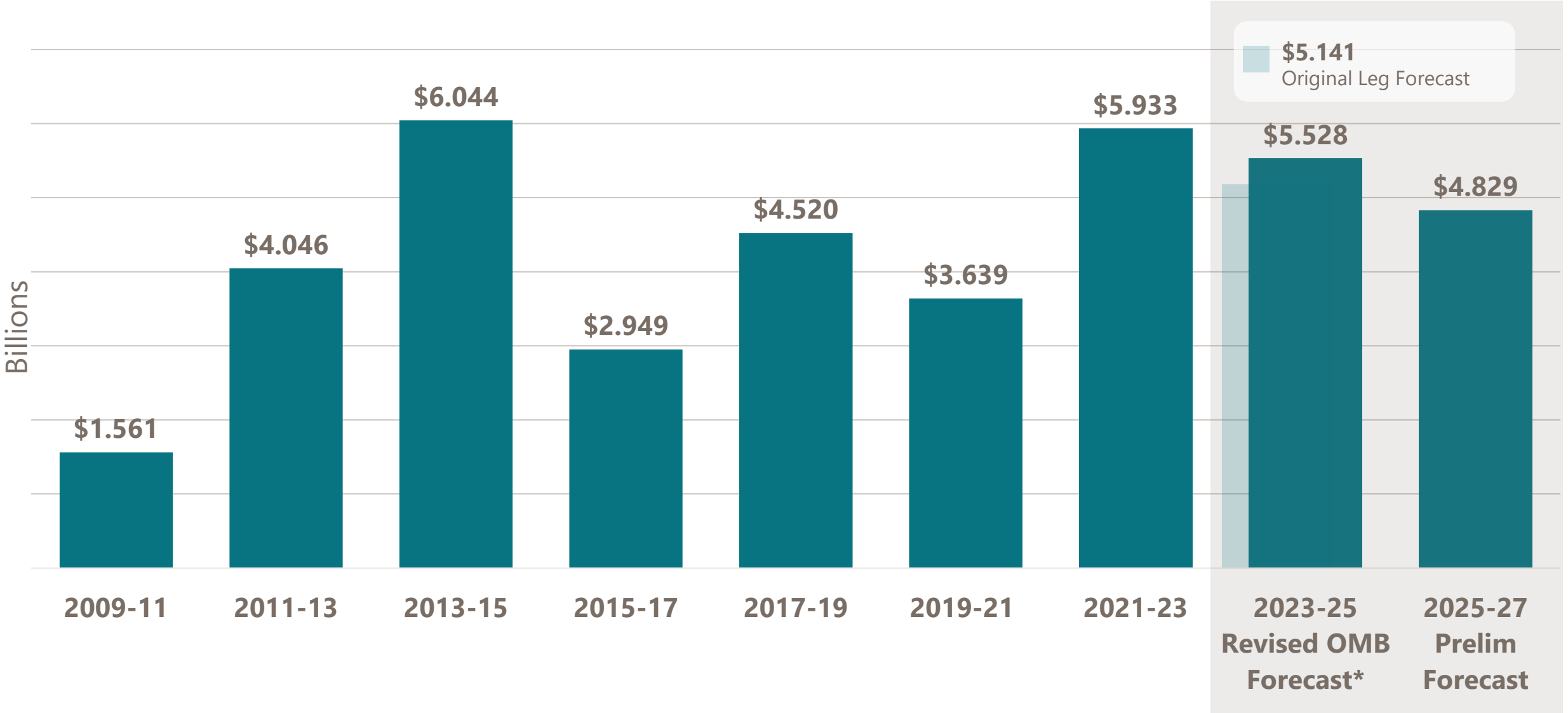
August 2024

Revenues and Transfers	Fiscal Month				Biennium To Date			
	Original 2023 Leg. Forecast	Actual	Variance	Percent	Original 2023 Leg. Forecast	Actual	Variance	Percent
Sales Tax	98,968,643	103,291,704	4,323,061	4.4%	1,286,497,031	1,433,538,826	147,041,795	11.4%
Motor Vehicle Excise Tax	8,296,520	7,294,746	(1,001,774)	-12.1%	100,475,938	102,959,858	2,483,920	2.5%
Individual Income Tax	26,788,925	22,811,678	(3,977,247)	-14.8%	468,174,279	404,573,691	(63,600,588)	-13.6%
Corporate Income Tax	313,074	5,835,636	5,522,562	1764.0%	199,716,261	290,693,674	90,977,413	45.6%
Insurance Premium Tax	281,817	41,738	(240,079)	-85.2%	69,403,187	60,830,470	(8,572,717)	-12.4%
Oil & Gas Production Tax	-	-	-	0.0%	290,957,514	290,957,514	-	0.0%
Oil Extraction Tax	-	-	-	0.0%	169,042,486	169,042,486	-	0.0%
Gaming Tax	28,308	6,225	(22,083)	-78.0%	343,911	300,450	(43,461)	-12.6%
Lottery	-	-	-	0.0%	6,100,000	8,600,000	2,500,000	41.0%
Cigarette & Tobacco Tax	1,956,207	1,912,851	(43,356)	-2.2%	25,757,998	24,184,887	(1,573,111)	-6.1%
Wholesale Liquor Tax	842,658	1,065,389	222,731	26.4%	11,765,845	12,877,424	1,111,579	9.4%
Mineral Leasing Fees	2,109,828	2,470,066	360,238	17.1%	34,981,422	48,982,257	14,000,835	40.0%
Departmental Collections	855,238	1,532,459	677,221	79.2%	35,073,847	48,319,067	13,245,220	37.8%
Interest Income	56,033	9,824,485	9,768,452	17433.4%	15,072,446	161,105,394	146,032,948	968.9%
State Mill & Elevator - Transfer	-	-	-	0.0%	7,350,000	9,877,705	2,527,705	34.4%
Bank of North Dakota - Transfer	-	-	-	0.0%	-	-	-	0.0%
SIIF - Transfer	-	-	-	0.0%	50,000,000	50,000,000	-	0.0%
Legacy Earnings Fund - Transfer	-	-	-	0.0%	254,474,088	254,474,088	-	0.0%
Gas Tax Administration	-	-	-	0.0%	1,152,765	1,152,765	-	0.0%
Miscellaneous	-	2,590,941	2,590,941	100.0%	1,873,288	6,185,671	4,312,383	230.2%
<b>Total Revenues and Transfers</b>	<b>140,497,251</b>	<b>158,677,918</b>	<b>18,180,667</b>	<b>12.9%</b>	<b>3,028,212,306</b>	<b>3,378,656,227</b>	<b>350,443,921</b>	<b>11.6%</b>

# ND OIL PRICE AND PRODUCTION



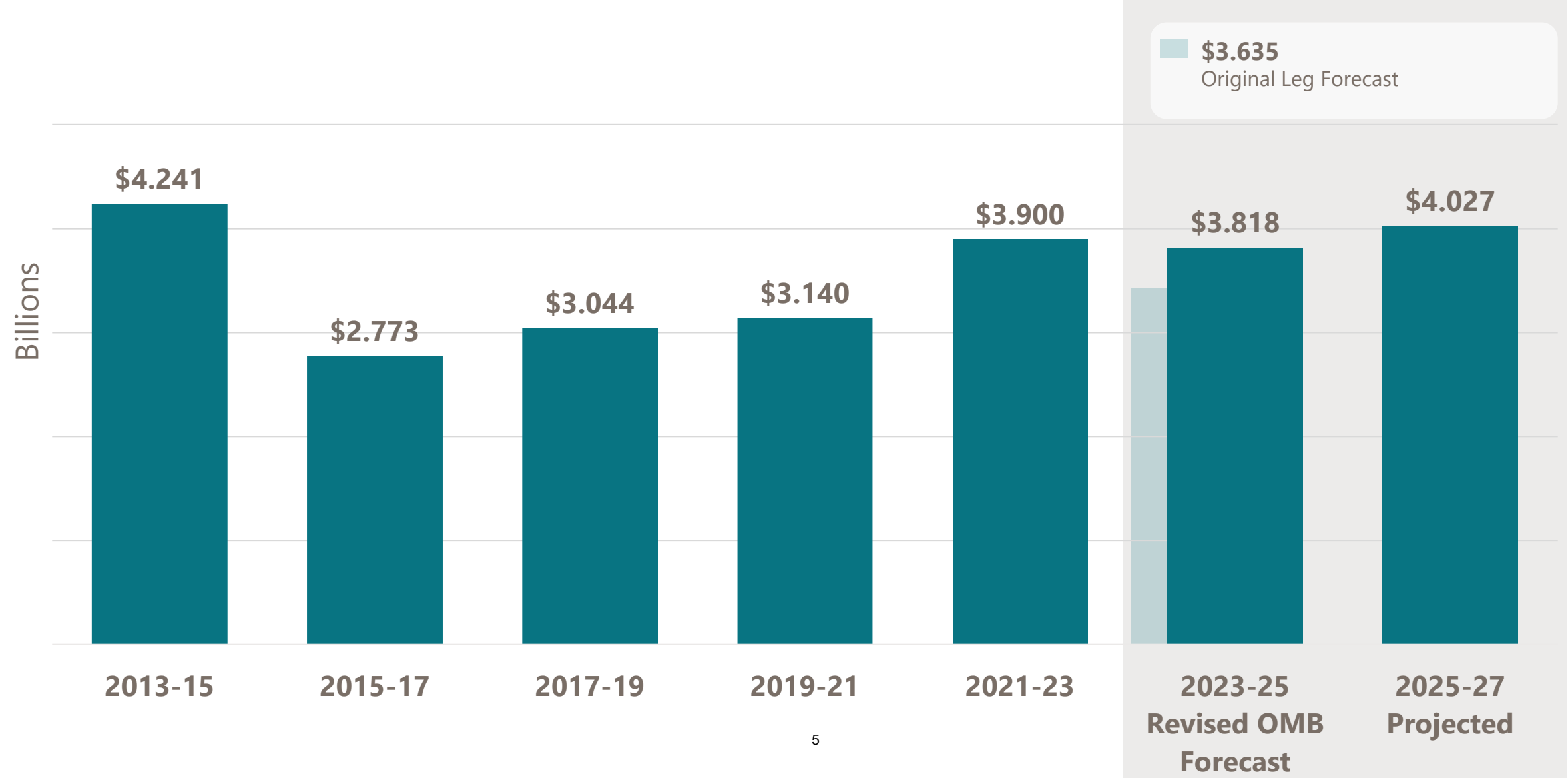
# ND OIL TAX REVENUES



\*Based on actuals to date.

# GENERAL FUND ONGOING REVENUES

FOUR MAJOR TAX TYPES – MODEST INCREASE



<b>Agency #</b>	<b>Agency</b>	<b>Date Request Extended To</b>	<b>Date Originally Submitted</b>
101	Office of the Governor	9/30/2024	
108	Office of the Secretary of State	8/12/2024	8/12/2024
110	Office of Management and Budget	10/4/2024	
112	Information Technology Dept	9/15/2024	9/17/2024
117	Office of the State Auditor	8/2/2024	8/2/2024
120	Office of the State Treasurer	7/22/2024	7/19/2024
125	Office of the Attorney General	9/27/2024	
127	Office of the State Tax Commissioner	8/9/2024	8/7/2024
140	Office of Administrative Hearings	8/15/2024	8/5/2024
150	Legislative Assembly	N/A	
160	Legislative Council	N/A	
180	Judicial Branch	N/A	
188	Legal Counsel for Indigents	8/12/2024	8/8/2024
190	Retirement and Investment Office	7/31/2024	7/29/2024
192	Public Employees Retirement System	N/A	7/9/2024
195	Ethics Commission	N/A	7/15/2024
201	Dept of Public Instruction	9/30/2024	
204	Center for Distance Education	7/17/2024	7/17/2024
215	ND University System	8/7/2024	7/30/2024
226	Dept of Trust Lands	N/A	7/9/2024
227	Bismarck State College	8/16/2024	8/15/2024
228	Lake Region State College	8/7/2024	7/25/2024
229	Williston State College	8/7/2024	8/1/2024
230	University of North Dakota	8/30/2024	8/29/2024
232	University of North Dakota–Med Ctr	8/30/2024	8/29/2024
235	ND State University	8/30/2024	8/26/2024
238	ND State College of Science	8/16/2024	8/14/2024
239	Dickinson State University	8/23/2024	8/14/2024
240	Mayville State University	8/23/2024	8/21/2024
241	Minot State University	8/16/2024	8/14/2024
242	Valley City State University	8/23/2024	8/21/2024
243	Dakota College at Bottineau	8/23/2024	8/21/2024
244	ND Forest Service	8/7/2024	7/22/2024
250	State Library	7/31/2024	7/31/2024
252	School for the Deaf	N/A	7/17/2024
253	Vision Services/School for the Blind	N/A	7/15/2024

<b>Agency #</b>	<b>Agency</b>	<b>Date Request Extended To</b>	<b>Date Originally Submitted</b>
270	Career and Technical Education	8/21/2024	8/21/2024
303	Dept of Environmental Quality	8/31/2024	8/31/2024
313	Veterans Home	9/9/2024	9/9/2024
316	Indian Affairs Commission	7/31/2024	7/31/2024
321	Dept of Veterans Affairs	7/23/2024	7/23/2024
325	Dept of Health and Human Services	9/12/2024	9/12/2024
360	Protection and Advocacy Project	7/31/2024	7/26/2024
380	Job Service North Dakota	8/31/2024	8/30/2024
401	Office of the Insurance Commissioner	N/A	7/2/2024
405	Industrial Commission	9/9/2024	9/9/2024
406	Dept. of Labor & Human Rights	7/31/2024	7/31/2024
408	Public Service Commission	8/9/2024	8/9/2024
412	Aeronautics Commission	8/9/2024	8/9/2024
413	Dept of Financial Institutions	7/25/2024	7/25/2024
414	ND Securities Dept	8/23/2024	8/23/2024
471	Bank of North Dakota	8/15/2024	8/15/2024
473	North Dakota Housing Finance	8/9/2024	8/7/2024
474	Dept of Mineral Resources	8/29/2024	8/29/2024
475	ND Mill and Elevator Association	8/30/2024	8/30/2024
485	Workforce Safety and Insurance (WSI)	7/31/2024	7/30/2024
504	Highway Patrol	9/6/2024	9/6/2024
530	Dept of Corrections & Rehabilitation	9/9/2024	9/9/2024
540	Adjutant General: Natl Guard/DES	8/30/2024	8/30/2024
601	Dept of Commerce	8/9/2024	8/9/2024
602	Dept of Agriculture	8/2/2024	8/1/2024
627	Upper Great Plains Transportation	8/16/2024	8/13/2024
628	Branch Research Centers	8/30/2024	8/26/2024
630	NDSU Extension Service	8/30/2024	8/29/2024
638	Northern Crops Institute	8/23/2024	8/21/2024
640	NDSU Main Research Center	8/30/2024	8/29/2024
649	Agronomy Seed Farm	8/16/2024	8/14/2024
665	ND State Fair	N/A	7/12/2024
670	ND Racing Commission	7/18/2024	7/17/2024
701	State Historical Society	N/A	7/15/2024
709	Council on the Arts	8/19/2024	8/19/2024
720	Game and Fish Dept	N/A	7/15/2024
750	Parks and Recreation	8/9/2024	8/9/2024
770	Dept of Water Resources	9/20/2024	
801	Dept of Transportation	9/25/2024	
<b>75</b>		<b>63</b>	<b>66</b>



Agency	Date	Name	Amount	Explanation	
Retroactive Pay					
180 Judicial Branch	Jun 2024	Hellen, Denise D	\$1,960	Completed action plan, received step increases	
325 Health & Human Services	May 2024	Smith, Chauncy	\$3,829	Salary adjustment correction	
		Andersen, Kasey	\$566	Donated leave	
		Rodlund, Mark J	\$1,259	Temporary workload during employee transition	
		Nuanes, Barbara	\$638	Leave adjustment	
		Pettys, Rachel B	\$573	Reclassification pay	
		Spaulding, Deborah J	\$1,051	Reclassification pay	
		Jenssen, Kathryn D	\$520	Reclassification pay	
		Huynh, Stephanie C	\$1,323	Reclassification pay	
		Guthmiller, Melissa L	\$940	Reclassification pay	
		Peltier, Demi M	\$1,746	Reclassification pay	
		O'Berry Jr., Claude	\$548	Reclassification pay	
		Jun 2024	Hettersvig, Ashley A	\$873	Increase to new minimum
			Tibor, Aaron J	\$1,164	Increase to new minimum
	Jul 2024	Nelson, Bryce	\$2,383	Reclassification pay	
		Schmidt, Janean	\$1,005	Reclassification pay	
471 Bank of North Dakota	Jul 2024	Pfennig, Robert	\$14,946	Interim President/CEO	
540 Adjutant General	Jul 2024	Nasset, Joseph	\$816	Wrong start date & hourly wage	
670 Racing Commission	Jun 2024	Johnson, Bruce Alan	\$2,933	Pay increase due to probationary period	
Temporary Increase					
110 Management & Budget	May-June 2024	Boyle, John A	\$1,879	Workload adjustment	
112 Information Technology	Jun 2024	Hoffman, Greg A	\$2,653	Workload Interim CIO	
127 Tax Commission	May-Jun-Jul 2024	Hoge,Kylee	\$2,100	Staffing changes May-Aug.	
188 Legal Council for Indigents	May-Jun-Jul 2024	Lundberg,Eric Bennett	\$3,000	Legislatively allowed because of turnover	
190 Retirement & Investment	May-Jun-Jul 2024	Roberts, Chad Russell	\$4,004	RIO's new pension roll-out IT project	
		Weeks, Denise C	\$2,606	RIO's new pension roll-out IT project	
192 Retirement	May-Jun-Jul 2024	Hohbein,Derrick L	\$6,587	HB 1040 - DB closure initiative & employee transitions	
	May-Jun	Aldinger, Marcella D	\$1,987	HB 1040 - DB closure initiative	
	May-Jun-Jul 2024	Anderson, MaryJo V	\$3,000	HB 1040 - DB closure initiative	
	Jul 2024	Piatz, Shawna	\$993	HB 1040 - DB closure initiative	

201 Public Instruction	May-Jun 2024	Schauer Jr. Stanley E	\$1,200	Additional project workload
313 Veterans Home	Jun 2024	Lunneborg,Kristin M	\$823	Workload adjustment, team member on maternity leave
321 Veterans Affairs	May-Jun-Jul 2024	Thorstad, Daniel Ray	\$2,413	Workload increase from federal HRT Grant
	May-Jun-Jul 2024	Wangen, Lonnie L	\$4,260	Workload increase from federal HRT Grant
	Jul 2024	Halgunseth, Catherine N	\$1,384	Workload increase from federal HRT Grant
325 Health & Human Services	May-Jun-Jul 2024	Pollert, Leann R	\$2,186	Workload increase employee transition
	May-Jun-Jul 2024	Zeller, Alanna K	\$2,509	Workload increase employee transition
	May-Jun-Jul 2024	Gohrick, Sheri L	\$1,997	Workload increase employee transition
	Jun-Jul 2024	Joyce, Brendan K	\$2,670	Workload increase employee transition
	Jun-Jul 2024	Halle, Alicia	\$1,478	Workload increase employee transition
	Jul 2024	Fleming, James C	\$2,365	Workload increase employee transition
	Jul 2024	Christinson, Rosemary L	\$780	Workload increase employee transition
380 Job Service	Jul 2024	Tipton, Jennifer	\$583	Workload Interim & UI Moderization Project
602 Agriculture	Jul 2024	Quissell, Shaun R	\$500	Workload Interim Livestock Division Director
750 Parks & Recreation	May-Jun-Jul 2024	Duerre, Michael R	\$2,250	Workload increase multiple locations and positions
	Jul 2024	Shell, Micaela L	\$500	Workload increase multiple locations and positions

### Grant Applications

Agency	Description	Time Period	Request Amount
201 DPI	State Personnel Development Grant (SPDG) purpose is to assist the State Educational Agency in reforming and improving its systems for personnel preparation and professional development in early intervention, educational and transition services to improve results for students with disabilities. Specifically, Office of Specially Designed Services plans on improving educator knowledge to improve systems that reengage and increase graduation rates of students with an emotional disturbance.	10/1/2024 – 10/1/2029	\$3,000,000
530 DOCR	The purchase Body worn cameras for officers within the Department of Corrections.	10/1/2024 – 09/30/2027	\$200,000
530 DOCR	Provide pretrial and aftercare substance abuse treatment for adults in the ND DOCR's custody.	10/01/2024	\$587,000
530 DOCR	BJA FY24 Second Chance Act is an education grant to offer residents on-line college degrees.	10/1/2024 – 9/30/2028	\$728,500
801 DOT	Wildlife Crossings Pilot grant program intended to reduce number of wildlife-vehicle collisions & improve habitat connectivity for terrestrial & aquatic species. Project would construct overpass/underpass & fencing for wildlife (especially pronghorn antelope) to safely cross US 85 near RP 110 (near ND 200). Intent to reduce number of animal-vehicle collisions, both saving human costs (including potential injuries and death) and animal resources.	05/01/2026 – 03/31/2030	\$13,680,000
801 DOT	Safe Pedestrian Accessible Community Environment for MHA Nation project will assess and evaluate a safer alternative crossing to a busy rural highway on the Fort Berthold Reservation.	2/28/2025 – 2/28/2027	\$900,000
801 DOT	Strengthening Mobility and Revolutionizing Transportation (SMART) program involves Planning and preliminary engineering to conduct demonstration projects focused on advanced smart city or community technologies and systems to improve transportation efficiency and safety.	09/01/2025 – 02/02/2027	\$900,000

### Grants Awarded

Agency	Description	Time Period	Award Amount
412 Aeronautics	Airport Pavement Condition Index Study will evaluate runway, taxiway & apron pavements condition for 54 federally eligible, paved NPIAS airports in ND & calculate pavement classification rating of runways.	7/1/2024 – 6/30/2028	\$750,897
412 Aeronautics	NDAC owns/manages International Peace Garden Airport which has a 3000ft X 60ft asphalt paved runway that also includes a paved taxiway, apron, and access road. This asphalt is currently at the end of its useful life & needs a rehabilitation project. The project will rehabilitate Runway 11/29, Runway 29 turnaround, Taxiways A and B, south apron, vehicle parking area, and access road; replace airfield guidance signs;	06/01/2028	\$2,231,738

	repair the underdrain system; remove non-hazard obstructions (trees and shrubs); and grade the Runway Safety Area (RSA) and Taxiway Safety Area (TSA). This grant request is to utilize the maximum amount of federal funds available from the Federal Airport Improvement Program (AIP).		
412 Aeronautics	Intends to continue plan to enhance aviation system in ND, through development of 2025 ND State Aviation System Plan (2025 NDSASP) and 2025 ND Aviation Economic Impact Study (NDAEIS). 2025 NDSASP will document aviation needs, guide funding decisions & identify future of aviation system. Significant federal, state & local investments that have been made in both commercial and general aviation airports throughout state must be maintained. Consequently, an update to the NDSASP has been initiated to provide a document that will provide appropriate guidance & recommendations to NDAC for management of aviation system within ND. Previous NDSASP was published in 2014, using data from 2013/2014. 2025 NDSASP will use 2024 as base year for all study assessments. The NDSASP will review basic premises of previous 2014 study, update airport inventory data, define/refine benchmarks & development needs for various airport classifications, identify development strategies & develop recommendations for airports & NDAC over next 20 years. Plan will provide reference & follow guidance of Federal Aviation Administration (FAA) Advisory Circular 150/5070-7 Change 1 and FAA Order 5090.5. To provide additional context & accompany NDSASP, NDAC intends to conduct revised economic impact assessment of 89-airport system and individual airport facilities within the system. Primary goals for updating this information are to reflect changes in either statewide or airport specific economic impacts that have taken place since these impacts were last measured. These changes will help demonstrate how economic landscape & conditions at ND airports have changed in recent years.	06/01/2028	\$1,304,253
701 Historical Society	Investigate the impacts of controlled crop type, stubble heights and stalk density on the snow accumulation, soil organic carbon and phosphorous, snow water equivalent (SWE), and runoff into wetland.	09/03/2024 – 08/15/2027	\$300,000
720 G&F	While CWD has not been detected in NE part of ND, recent detections in Manitoba & Minnesota indicate an urgent need for stakeholders in area to begin engaging with issue through participation in surveillance, compliance with CWD-related regulations & support for Departmental efforts to mitigate transmission risk. Project will enable Department to deliver critical education outreach material needed to catalyze engagement, ultimately reducing risk of CWD spread.	08/31/2024 – 08/30/2025	\$168,723 federal

**NEW AND VACANT FTE FUNDING POOL REQUESTS AS OF 7/31/2024**

SB 2393 Section 16 Subsection 8a and 8b

Agency	Request Type	Title	Hire Date	Vacant Date	General Funds Requested	Special Funds Requested	Federal Funds Requested	Total Funds Requested
101 Office of the Governor	New	Policy Advisor	8/7/2023		214,411	-	-	214,411
101 Office of the Governor	New	Communication Manager	9/25/2023		207,336	-	-	207,336
<b>101 Office of the Governor Total</b>	<b>2.00</b>				<b>421,747</b>	<b>-</b>	<b>-</b>	<b>421,747</b>
108 Office of the Secretary of State	New	Strategic Comm Advisor	11/1/2023		-	-	159,125	159,125
108 Office of the Secretary of State	New	Licensing Notary Lead Worker	1/22/2024		135,000	-	-	135,000
<b>108 Office of the Secretary of State Total</b>	<b>2.00</b>				<b>135,000</b>	<b>-</b>	<b>159,125</b>	<b>294,125</b>
110 Office of Management & Budget	New	Account Budget Specialist	9/18/2023		187,432	-	-	187,432
110 Office of Management & Budget	New	Talent Acq Manager	10/17/2023		235,283	-	-	235,283
110 Office of Management & Budget	New	Account Budget Specialist	9/18/2023		3,430	-	-	3,430
<b>110 Office of Management &amp; Budget Total</b>	<b>3.00</b>				<b>426,145</b>	<b>-</b>	<b>-</b>	<b>426,145</b>
112 ND Information Technology	New	Enterprise Portfolio Manager	1/1/2024		272,154	-	-	272,154
112 ND Information Technology	New	Technology Business Partner	3/18/2024		207,226	-	-	207,226
112 ND Information Technology	Vacant	Technology Outreach Manager	7/1/2023	4/3/2021	305,300	-	-	305,300
112 ND Information Technology	Vacant	Public Safety Manager	8/14/2023	3/6/2023	-	342,080	-	342,080
112 ND Information Technology	Vacant	Sr Info Security Officer	7/1/2023	7/15/2022	192,600	-	-	192,600
112 ND Information Technology	Vacant	Financial Systems Analyst	8/7/2023	1/2/2023	-	240,580	-	240,580
112 ND Information Technology	Vacant	Cybersecurity Risk Analyst	7/1/2023	6/12/2023	-	215,400	-	215,400
112 ND Information Technology	Vacant	Student Information Sys Spec	8/7/2023	7/11/2022	-	195,040	-	195,040
112 ND Information Technology	Vacant	CyberSecurity Analyst	7/1/2023	3/13/2023	203,166	-	-	203,166
112 ND Information Technology	Vacant	Sr Info Security Officer	7/1/2023	4/1/2023	-	293,400	-	293,400
112 ND Information Technology	Vacant	UX Designer	8/1/2023	2/20/2023	181,355	-	-	181,355
112 ND Information Technology	Vacant	Hlth IT Clinical Sys Analyst	8/7/2023	5/6/2023	-	206,080	-	206,080
112 ND Information Technology	Vacant	VOIP Administrator	9/1/2023	8/8/2022	-	164,450	-	164,450
112 ND Information Technology	Vacant	Business App Support Spec	11/1/2023	11/11/2021	-	185,121	-	185,121
112 ND Information Technology	Vacant	Enterprise Desktop Admin	11/1/2023	3/23/2023	-	158,885	-	158,885
112 ND Information Technology	Vacant	Talent Acquisition Recruiter	11/1/2023	5/10/2023	-	157,216	-	157,216
112 ND Information Technology	Vacant	Technology Business Partner	11/6/2023	12/9/2022	226,139	-	-	226,139
112 ND Information Technology	Vacant	SPACES Business Analyst	11/1/2023	6/30/2023	-	233,155	-	233,155
112 ND Information Technology	Vacant	IT Team Lead	12/1/2023	7/31/2021	-	245,071	-	245,071
112 ND Information Technology	Vacant	SPACES Product Owner	12/1/2023	6/30/2023	-	222,362	-	222,362
112 ND Information Technology	Vacant	IT Team Lead	12/1/2023	5/1/2023	-	259,969	-	259,969
112 ND Information Technology	Vacant	Data Platforms Team Lead	1/22/2024	6/30/2023	-	170,400	-	170,400
112 ND Information Technology	Vacant	Infrastructure Technician	3/4/2024	3/6/2023	-	111,675	-	111,675
112 ND Information Technology	Vacant	IT Education Consultant Spec	3/11/2024	4/25/2022	137,645	-	-	137,645
<b>112 ND Information Technology Total</b>	<b>24.00</b>				<b>1,725,585</b>	<b>3,400,885</b>	<b>-</b>	<b>5,126,470</b>
117 ND Office of the State Auditor	New	Training Education Coordinator	11/1/2023		159,415	-	-	159,415
<b>117 ND Office of the State Auditor Total</b>	<b>1.00</b>				<b>159,415</b>	<b>-</b>	<b>-</b>	<b>159,415</b>
125 ND Office of Attorney General	New	Criminal Investigator I	7/31/2023		216,811	-	-	216,811
125 ND Office of Attorney General	New	Criminal Investigator	8/15/2023		52,500	-	157,499	209,998
125 ND Office of Attorney General	New	Forensic Scientist I	9/11/2023		168,127	-	-	168,127
125 ND Office of Attorney General	New	Forensic Scientist I	9/11/2023		168,127	-	-	168,127
125 ND Office of Attorney General	New	Deputy Solicitor General	9/18/2023		260,420	-	-	260,420
125 ND Office of Attorney General	New	Criminal/Narcotics Agent I	10/2/2023		209,949	-	-	209,949
125 ND Office of Attorney General	New	Criminal/Narcotics Agent I	10/2/2023		209,949	-	-	209,949



Agency	Request Type	Title	Hire Date	Vacant Date	General Funds Requested	Special Funds Requested	Federal Funds Requested	Total Funds Requested
125 ND Office of Attorney General	New	Forensic Scientist I	10/11/2023		155,948	-	-	155,948
125 ND Office of Attorney General	New	Paralegal	10/16/2023		45,367	-	136,101	181,468
125 ND Office of Attorney General	New	Programmer Analyst III	11/1/2023		216,970	-	-	216,970
125 ND Office of Attorney General	New	Criminal Investigator I	1/2/2024		186,244	-	-	186,244
125 ND Office of Attorney General	New	Criminal Investigator I	1/2/2024		186,244	-	-	186,244
125 ND Office of Attorney General	New	Assistant Attorney General	4/15/2024		152,803	-	-	152,803
125 ND Office of Attorney General	New	Criminal/Narcotics Agent I	5/1/2024		141,521	-	-	141,521
125 ND Office of Attorney General	New	Forensic Scientist I	5/6/2024		112,085	-	-	112,085
125 ND Office of Attorney General	New	Forensic Scientist I	5/13/2024		112,085	-	-	112,085
125 ND Office of Attorney General	New	Assistant Attorney General	7/8/2024		144,445	-	-	144,445
125 ND Office of Attorney General	Vacant	Legal Assistant	7/3/2023	3/3/2023	-	173,675	-	173,675
125 ND Office of Attorney General	Vacant	Assistant Attorney General	7/5/2023	10/24/2022	265,647	-	-	265,647
125 ND Office of Attorney General	Vacant	Criminal Intelligence Analyst	7/5/2023	2/4/2023	165,979	-	-	165,979
125 ND Office of Attorney General	Vacant	Assistant Attorney General	7/10/2023	3/1/2023	279,310	-	-	279,310
125 ND Office of Attorney General	Vacant	Legal Assistant I	7/10/2023	3/3/2023	29,091	144,585	-	173,676
125 ND Office of Attorney General	Vacant	Assistant Attorney General	8/9/2023	2/14/2023	249,804	-	-	249,804
125 ND Office of Attorney General	Vacant	Criminal Investigator I	10/2/2023	1/1/2023	209,949	-	-	209,949
125 ND Office of Attorney General	Vacant	Assistant Attorney General	10/11/2023	10/17/2022	236,071	-	-	236,071
125 ND Office of Attorney General	Vacant	Assistant Attorney General	10/11/2023	10/1/2022	-	238,452	-	238,452
125 ND Office of Attorney General	Vacant	Crime Lab Director	9/1/2023	1/7/2023	327,251	-	-	327,251
125 ND Office of Attorney General	Vacant	Training and Comm Specialist	12/11/2023	7/1/2021	-	150,275	-	150,275
125 ND Office of Attorney General	Vacant	Auditor I	12/11/2023	5/10/2022	-	150,275	-	150,275
125 ND Office of Attorney General	Vacant	Senior Forensic Scientist	12/11/2023	3/8/2021	218,224	-	-	218,224
125 ND Office of Attorney General	Vacant	Senior Forensic Scientist	1/8/2024	4/1/2022	250,296	-	-	250,296
125 ND Office of Attorney General	Vacant	Assistant Attorney General	1/3/2024	12/2/2022	-	245,662	-	245,662
125 ND Office of Attorney General	Vacant	Programmer Analyst III	2/12/2024	10/3/2022	244,066	-	-	244,066
125 ND Office of Attorney General	Vacant	Assistant Attorney General	6/10/2024	12/27/2022	196,200	-	-	196,200
125 ND Office of Attorney General	Vacant	Admin Assistant II	7/1/2024	2/21/2023	78,960	-	-	78,960
<b>125 ND Office of Attorney General Total</b>	<b>35.00</b>				<b>5,490,442</b>	<b>1,102,924</b>	<b>293,600</b>	<b>6,886,965</b>
188 Commission on Legal Counsel of Indigents	New	Defense Investigator Lead	9/18/2023		137,781	-	-	137,781
<b>188 Commission on Legal Counsel of Indigents Total</b>	<b>1.00</b>				<b>137,781</b>	<b>-</b>	<b>-</b>	<b>137,781</b>
190 Retirement and Investment Office	New	Senior Investment Accountant	7/18/2023		-	219,735	-	219,735
190 Retirement and Investment Office	New	Fiscal Investment Admin Assist	9/5/2023		-	154,886	-	154,886
<b>190 Retirement and Investment Office Total</b>	<b>2.00</b>				<b>-</b>	<b>374,621</b>	<b>-</b>	<b>374,621</b>
192 Public Employees Retirement System	New	Front Desk Specialist	7/1/2023		-	140,411	-	140,411
192 Public Employees Retirement System	New	Member Services Rep	7/1/2023		-	143,371	-	143,371
192 Public Employees Retirement System	New	Retirement Processing Lead	7/1/2023		-	238,087	-	238,087
192 Public Employees Retirement System	New	Employee Benefit Programs Spec	8/14/2023		-	137,397	-	137,397
192 Public Employees Retirement System	New	DC Retirement Program Manager	12/1/2023		-	216,108	-	216,108
<b>192 Public Employees Retirement System Total</b>	<b>5.00</b>				<b>-</b>	<b>875,374</b>	<b>-</b>	<b>875,374</b>
195 Ethics Commission	New	Executive Assistant	9/25/2023		60,798	-	-	60,798
<b>195 Ethics Commission Total</b>	<b>1.00</b>				<b>60,798</b>	<b>-</b>	<b>-</b>	<b>60,798</b>
201 Dept of Public Instruction	Vacant	Web Communications Specialist	7/10/2023	9/30/2018	151,200	-	16,800	168,000
201 Dept of Public Instruction	Vacant	Assistant Director	7/17/2023	5/16/2023	52,874	-	152,751	205,625
201 Dept of Public Instruction	Vacant	Spec Educ Regional Coord	7/31/2023	7/15/2022	3,000	-	176,245	179,245
<b>201 Dept of Public Instruction Total</b>	<b>3.00</b>				<b>207,074</b>	<b>-</b>	<b>345,796</b>	<b>552,870</b>

Agency	Request Type	Title	Hire Date	Vacant Date	General Funds Requested	Special Funds Requested	Federal Funds Requested	Total Funds Requested
204 Center for Distance Education	New	Teacher II	7/3/2023		165,000	-	-	165,000
204 Center for Distance Education	New	Technical Support Analyst I	9/11/2023		149,109	-	-	149,109
204 Center for Distance Education	Vacant	tech support specialist III	7/3/2023	6/3/2023	83,159	-	-	83,159
<b>204 Center for Distance Education Total</b>	<b>3.00</b>				<b>397,268</b>	<b>-</b>	<b>-</b>	<b>397,268</b>
226 Dept of Trust Lands	New	Unclaimed Property Claims Processor	7/1/2023		-	149,207	-	149,207
226 Dept of Trust Lands	New	Mineral Title Specialist	9/5/2023		-	215,194	-	215,194
226 Dept of Trust Lands	New	Investment Operations Officer	10/1/2023		-	292,987	-	292,987
226 Dept of Trust Lands	Vacant	Mineral Title Specialist	9/1/2023	6/17/2023	-	161,158	-	161,158
<b>226 Dept of Trust Lands Total</b>	<b>4.00</b>				<b>-</b>	<b>818,546</b>	<b>-</b>	<b>818,546</b>
250 State Library	Vacant	Library Associate II	7/10/2023	6/30/2023	65,699	-	12,388	78,087
<b>250 State Library Total</b>	<b>1.00</b>				<b>65,699</b>	<b>-</b>	<b>12,388</b>	<b>78,087</b>
252 School for the Deaf	New	Paraprofessional	8/15/2023		78,000	-	-	78,000
252 School for the Deaf	Vacant	Director of Student Life	7/3/2023	12/19/2022	154,000	-	-	154,000
252 School for the Deaf	Vacant	LPN II	8/1/2023	6/1/2022	10,843	10,402	-	21,245
<b>252 School for the Deaf Total</b>	<b>3.00</b>				<b>242,843</b>	<b>10,402</b>	<b>-</b>	<b>253,245</b>
270 Dept. of Career and Technical Education	New	CTE Assistant Supervisor	8/30/2023		181,838	-	-	181,838
270 Dept. of Career and Technical Education	New	Assistant Supervisor	6/3/2024		106,945	-	-	106,945
<b>270 Dept. of Career and Technical Education Total</b>	<b>2.00</b>				<b>288,783</b>	<b>-</b>	<b>-</b>	<b>288,783</b>
313 Veterans Home	Vacant	Resident Living Specialist	10/18/2023	7/2/2022	-	118,414	-	118,414
313 Veterans Home	Vacant	Resident Living Specialist	10/24/2023	7/7/2022	63,217	63,217	-	126,434
313 Veterans Home	Vacant	Resident Living Specialist	11/29/2023	9/30/2022	-	102,651	-	102,651
313 Veterans Home	Vacant	Resident Living Specialist	8/1/2023	4/1/2022	-	121,484	-	121,484
313 Veterans Home	Vacant	Resident Living Specialist	8/21/2023	8/2/2022	97,094	7,238	-	104,332
313 Veterans Home	Vacant	Resident Living Specialist	11/20/2023	9/14/2022	-	51,235	-	51,235
<b>313 Veterans Home Total</b>	<b>6.00</b>				<b>160,311</b>	<b>464,239</b>	<b>-</b>	<b>624,550</b>
321 Dept of Veterans Affairs	New	Veterans Benefits Specialist	7/6/2023		99,966	-	-	99,966
<b>321 Dept of Veterans Affairs Total</b>	<b>1.00</b>				<b>99,966</b>	<b>-</b>	<b>-</b>	<b>99,966</b>
325 Dept of Health and Human Services	New	Tribal Health Liaison	10/9/2023		-	-	12,502	12,502
325 Dept of Health and Human Services	New	Tribal Health Liaison	7/1/2023		-	-	12,502	12,502
325 Dept of Health and Human Services	New	Tribal Health Liaison	7/1/2023		-	-	12,502	12,502
325 Dept of Health and Human Services	New	Tribal Health Liaison	7/1/2023		-	-	12,502	12,502
325 Dept of Health and Human Services	New	Autopsy Assistant	7/1/2023		65,094	-	-	65,094
<b>325 Dept of Health and Human Services Total</b>	<b>5.00</b>				<b>65,094</b>	<b>-</b>	<b>50,008</b>	<b>115,102</b>
380 Job Service North Dakota	New	Employment Advisor	10/2/2023		189,026	-	-	189,026
380 Job Service North Dakota	New	Employment Advisor	10/13/2023		189,026	-	-	189,026
<b>380 Job Service North Dakota Total</b>	<b>2.00</b>				<b>378,052</b>	<b>-</b>	<b>-</b>	<b>378,052</b>
401 ND Office of the Insurance Commissioner	Vacant	Company Financial Analyst	7/3/2023	4/6/2023	-	171,232	-	171,232
401 ND Office of the Insurance Commissioner	Vacant	Company Financial Analyst	7/3/2023	7/1/2021	-	171,232	-	171,232
401 ND Office of the Insurance Commissioner	Vacant	Fire Marshal Deputy	8/7/2023	2/17/2023	-	190,334	-	190,334
<b>401 ND Office of the Insurance Commissioner Total</b>	<b>3.00</b>				<b>-</b>	<b>532,798</b>	<b>-</b>	<b>532,798</b>
405 ND Industrial Commission	New	Grant Program Admin Assistant	12/4/2023		-	150,743	-	150,743
<b>405 ND Industrial Commission Total</b>	<b>1.00</b>				<b>-</b>	<b>150,743</b>	<b>-</b>	<b>150,743</b>
408 Public Service Commission	New	Grid-Rate Electrical Engineer	11/8/2023		239,582	-	-	239,582
408 Public Service Commission	New	Environmental Scientist - Range/Cro	2/12/2024		63,033	-	112,058	175,091
408 Public Service Commission	Vacant	WM Inspector - Heavy Scale	7/24/2023	1/23/2023	153,164	-	-	153,164

Agency	Request Type	Title	Hire Date	Vacant Date	General Funds Requested	Special Funds Requested	Federal Funds Requested	Total Funds Requested
408 Public Service Commission	Vacant	Environmental Scientist - Generalis	9/11/2023	5/1/2023	-	-	100,815	100,815
<b>408 Public Service Commission Total</b>	<b>4.00</b>				<b>455,779</b>	<b>-</b>	<b>212,873</b>	<b>668,652</b>
413 Dept of Financial Institutions	New	Non-Depository Examiner II	8/1/2023		-	238,000	-	238,000
413 Dept of Financial Institutions	New	Licensing Examiner	9/5/2023		-	230,765	-	230,765
413 Dept of Financial Institutions	New	Financial Inst Examiner III	8/1/2023		-	226,922	-	226,922
413 Dept of Financial Institutions	New	Non-Depository Examiner II	9/1/2023		-	131,055	-	131,055
413 Dept of Financial Institutions	Vacant	Supervising Examiner	9/1/2023	6/29/2023	-	85,467	-	85,467
<b>413 Dept of Financial Institutions Total</b>	<b>5.00</b>				<b>-</b>	<b>912,209</b>	<b>-</b>	<b>912,209</b>
471 Bank of North Dakota	New	FI Market Manager	5/1/2024		-	169,292	-	169,292
471 Bank of North Dakota	New	Loan Quality Ctrl Specialist	7/8/2024		-	94,191	-	94,191
471 Bank of North Dakota	New	Business Banker I - Portfolio	7/1/2024		-	148,153	-	148,153
<b>471 Bank of North Dakota Total</b>	<b>3.00</b>				<b>-</b>	<b>411,636</b>	<b>-</b>	<b>411,636</b>
473 ND Housing Finance Agency	New	Compliance Accountant	7/6/2023		-	203,797	-	203,797
473 ND Housing Finance Agency	New	Business / Software Analyst	10/23/2023		-	228,980	-	228,980
473 ND Housing Finance Agency	New	Business Analyst	1/16/2024		-	180,141	-	180,141
473 ND Housing Finance Agency	New	Compliance Accountant	4/1/2024		-	106,356	-	106,356
473 ND Housing Finance Agency	Vacant	Compliance Accountant	7/31/2023	5/1/2023	-	248,079	-	248,079
473 ND Housing Finance Agency	Vacant	Agency Accountant	7/31/2023	6/12/2023	-	195,064	22,022	217,086
<b>473 ND Housing Finance Agency Total</b>	<b>6.00</b>				<b>-</b>	<b>1,162,417</b>	<b>22,022</b>	<b>1,184,439</b>
474 Dept of Mineral Resources	New	Carbon Capture Underground Sto	7/1/2023		253,726	-	-	253,726
474 Dept of Mineral Resources	New	Carbon Capture Underground Sto	7/1/2023		253,726	-	-	253,726
474 Dept of Mineral Resources	New	Paleontology Lab Tech	8/30/2023		160,116	-	-	160,116
474 Dept of Mineral Resources	New	Critical Minerals Geologist	10/16/2023		192,600	-	-	192,600
474 Dept of Mineral Resources	New	Storekeeper I	11/1/2023		60,005	-	-	60,005
474 Dept of Mineral Resources	Vacant	Public Info Spec II	8/14/2023	4/1/2023	175,086	-	-	175,086
474 Dept of Mineral Resources	Vacant	Other Not Cls Prof	9/18/2023	6/15/2023	213,660	-	-	213,660
474 Dept of Mineral Resources	Vacant	Other Compl, Insp & Investig	7/13/2023	5/9/2023	257,577	-	-	257,577
474 Dept of Mineral Resources	Vacant	Office Assistant II	7/10/2023	6/6/2023	129,816	-	-	129,816
<b>474 Dept of Mineral Resources Total</b>	<b>9.00</b>				<b>1,696,312</b>	<b>-</b>	<b>-</b>	<b>1,696,312</b>
485 Workforce Safety & Insurance	Vacant	Loss Control Prog Specialist	7/17/2023	7/27/2021	-	177,776	-	177,776
485 Workforce Safety & Insurance	Vacant	Admin Assistance	7/17/2023	6/30/2023	-	153,560	-	153,560
485 Workforce Safety & Insurance	Vacant	Medical Bill Auditor	7/10/2023	5/31/2023	-	226,060	-	226,060
485 Workforce Safety & Insurance	Vacant	Claims Adjuster I	8/28/2023	5/31/2023	-	152,277	-	152,277
485 Workforce Safety & Insurance	Vacant	Customer Service Rep	8/15/2023	6/30/2023	-	136,668	-	136,668
485 Workforce Safety & Insurance	Vacant	Office Services Admin	9/25/2023	10/29/2021	-	123,426	-	123,426
485 Workforce Safety & Insurance	Vacant	Paralegal	12/4/2023	12/31/2021	-	54,291	-	54,291
485 Workforce Safety & Insurance	Vacant	Underwriter	1/1/2024	4/18/2022	-	123,426	-	123,426
485 Workforce Safety & Insurance	Vacant	Office Services Director	4/1/2024	7/30/2021	-	148,825	-	148,825
485 Workforce Safety & Insurance	Vacant	Document Processing Specialist	4/15/2024	12/31/2021	-	82,715	-	82,715
485 Workforce Safety & Insurance	Vacant	Claims Unit Supervisor	3/11/2024	6/20/2022	-	145,818	-	145,818
485 Workforce Safety & Insurance	Vacant	Claims Adjuster	5/6/2024	10/8/2021	-	94,975	-	94,975
485 Workforce Safety & Insurance	Vacant	Nurse Case Manager	6/10/2024	1/15/2021	-	133,090	-	133,090
485 Workforce Safety & Insurance	Vacant	Utilization Review Nurse	6/10/2024	2/18/2020	-	133,448	-	133,448
<b>485 Workforce Safety &amp; Insurance Total</b>	<b>14.00</b>				<b>-</b>	<b>1,886,355</b>	<b>-</b>	<b>1,886,355</b>
530 Dept of Corrections and Rehabilitation	New	Corrections Agent II	7/1/2023		157,411	-	-	157,411
530 Dept of Corrections and Rehabilitation	New	Human Resource Coordinator	7/17/2023		175,183	-	-	175,183

Agency	Request Type	Title	Hire Date	Vacant Date	General Funds Requested	Special Funds Requested	Federal Funds Requested	Total Funds Requested
530 Dept of Corrections and Rehabilitation	New	Correctional Officer II	7/17/2023		159,773	-	-	159,773
530 Dept of Corrections and Rehabilitation	New	Correctional Officer II	7/1/2023		165,000	-	-	165,000
530 Dept of Corrections and Rehabilitation	New	Juv Corr Youth Family Agent	8/1/2023		207,211	-	-	207,211
530 Dept of Corrections and Rehabilitation	New	Treatment Coordinator HRCC	7/1/2023		203,091	-	-	203,091
530 Dept of Corrections and Rehabilitation	New	Parole Prob Officer III	7/1/2023		131,639	-	-	131,639
530 Dept of Corrections and Rehabilitation	New	PTS Lead Officer	8/1/2023		136,775	-	-	136,775
530 Dept of Corrections and Rehabilitation	New	Parole Prob Officer II	7/17/2023		111,970	-	-	111,970
530 Dept of Corrections and Rehabilitation	New	Parole Prob Officer II	7/17/2023		111,970	-	-	111,970
530 Dept of Corrections and Rehabilitation	New	Parole Prob Officer II	8/3/2023		111,970	-	-	111,970
530 Dept of Corrections and Rehabilitation	New	Parole Prob Officer III	7/1/2023		186,356	-	-	186,356
530 Dept of Corrections and Rehabilitation	New	Parole Prob Officer III	7/1/2023		186,356	-	-	186,356
530 Dept of Corrections and Rehabilitation	New	Comm Corrections Case Mngr PTS	8/3/2023		155,920	-	-	155,920
530 Dept of Corrections and Rehabilitation	New	Parole Prob Officer II PTS	7/1/2023		155,920	-	-	155,920
530 Dept of Corrections and Rehabilitation	New	Parole Prob Officer II PTS	8/3/2023		155,920	-	-	155,920
530 Dept of Corrections and Rehabilitation	New	Residential Treatment Agent I	7/17/2023		155,920	-	-	155,920
530 Dept of Corrections and Rehabilitation	New	Residential Treatment Agent I	8/3/2023		155,920	-	-	155,920
530 Dept of Corrections and Rehabilitation	New	Correctional Case Manager	7/1/2023		136,398	-	-	136,398
530 Dept of Corrections and Rehabilitation	New	Correctional Case Manager	7/1/2023		136,398	-	-	136,398
530 Dept of Corrections and Rehabilitation	New	Correctional Case Manager	7/1/2023		136,398	-	-	136,398
530 Dept of Corrections and Rehabilitation	New	Correctional Case Manager	7/1/2023		136,398	-	-	136,398
530 Dept of Corrections and Rehabilitation	New	Correctional Case Manager	7/1/2023		136,398	-	-	136,398
530 Dept of Corrections and Rehabilitation	Vacant	Sergeant	7/2/2023	2/17/2023	175,729	-	-	175,729
530 Dept of Corrections and Rehabilitation	Vacant	Sergeant	7/2/2023	5/1/2023	175,730	-	-	175,730
530 Dept of Corrections and Rehabilitation	Vacant	Correctional Officer II	7/2/2023	6/1/2023	164,880	-	-	164,880
530 Dept of Corrections and Rehabilitation	Vacant	Dental Assistant	7/5/2023	6/2/2023	203,651	-	-	203,651
530 Dept of Corrections and Rehabilitation	Vacant	RN Case Manager	7/5/2023	9/27/2022	253,352	-	-	253,352
530 Dept of Corrections and Rehabilitation	Vacant	Correctional Officer I	7/17/2023	6/1/2022	154,686	-	-	154,686
530 Dept of Corrections and Rehabilitation	Vacant	Account Budget Spec I	7/17/2023	6/1/2023	-	177,655	-	177,655
530 Dept of Corrections and Rehabilitation	Vacant	Juvenile Inst Res Spec I	7/17/2023	2/1/2022	166,180	-	-	166,180
530 Dept of Corrections and Rehabilitation	Vacant	Correctional Officer II	7/17/2023	10/1/2022	160,172	-	-	160,172
530 Dept of Corrections and Rehabilitation	Vacant	Correctional Officer II	7/17/2023	2/1/2023	160,172	-	-	160,172
530 Dept of Corrections and Rehabilitation	Vacant	Sergeant	7/17/2023	10/1/2022	179,584	-	-	179,584
530 Dept of Corrections and Rehabilitation	Vacant	Juvenile Inst Res Spec I	8/1/2023	6/1/2023	160,217	-	-	160,217
530 Dept of Corrections and Rehabilitation	Vacant	Protective Svcs II	8/3/2023	4/22/2023	160,217	-	-	160,217
530 Dept of Corrections and Rehabilitation	Vacant	Security Officer I	8/3/2023	6/10/2023	155,520	-	-	155,520
530 Dept of Corrections and Rehabilitation	Vacant	Grants Contracts Officer II	8/3/2023	8/1/2022	35,537	220,667	-	256,204
530 Dept of Corrections and Rehabilitation	Vacant	Correctional Officer II	8/3/2023	10/1/2022	161,402	-	-	161,402
530 Dept of Corrections and Rehabilitation	Vacant	Correctional Officer I	8/3/2023	6/17/2023	161,402	-	-	161,402
530 Dept of Corrections and Rehabilitation	Vacant	Residential Treatment Agent I	8/3/2023	4/19/2023	193,313	-	-	193,313
530 Dept of Corrections and Rehabilitation	Vacant	Comm Corrections Case Mngr PTS	8/3/2023	7/1/2020	193,313	-	-	193,313
530 Dept of Corrections and Rehabilitation	Vacant	Parole Prob Officer II	8/3/2023	4/25/2023	217,188	-	-	217,188
530 Dept of Corrections and Rehabilitation	Vacant	Food Service Director I	8/3/2023	10/1/2021	190,256	-	-	190,256
530 Dept of Corrections and Rehabilitation	Vacant	Human Relations Counselor	8/3/2023	5/27/2023	197,972	-	-	197,972
530 Dept of Corrections and Rehabilitation	Vacant	Correctional Officer I	8/3/2023	4/25/2023	155,520	-	-	155,520
530 Dept of Corrections and Rehabilitation	Vacant	Correctional Officer II	8/3/2023	10/1/2022	154,414	-	-	154,414

Agency	Request Type	Title	Hire Date	Vacant Date	General Funds Requested	Special Funds Requested	Federal Funds Requested	Total Funds Requested
530 Dept of Corrections and Rehabilitation	Vacant	Parole Prob Officer II	8/3/2023	6/1/2023	192,148	-	-	192,148
530 Dept of Corrections and Rehabilitation	Vacant	Human Relations Counselor	8/3/2023	6/9/2023	197,972	-	-	197,972
530 Dept of Corrections and Rehabilitation	Vacant	Security Officer I	8/3/2023	4/1/2022	160,217	-	-	160,217
530 Dept of Corrections and Rehabilitation	Vacant	Correctional Officer I	8/3/2023	5/5/2023	155,520	-	-	155,520
530 Dept of Corrections and Rehabilitation	Vacant	Correctional Officer I	8/3/2023	5/8/2023	155,520	-	-	155,520
530 Dept of Corrections and Rehabilitation	Vacant	Correctional Officer I	8/3/2023	3/1/2023	155,520	-	-	155,520
530 Dept of Corrections and Rehabilitation	Vacant	Correctional Officer I	7/1/2023	12/1/2022	150,142	-	-	150,142
530 Dept of Corrections and Rehabilitation	Vacant	Residential Treatment Agent I	8/14/2023	3/10/2023	154,525	-	-	154,525
530 Dept of Corrections and Rehabilitation	Vacant	Residential Treatment Agent I	8/14/2023	5/24/2023	134,105	-	-	134,105
530 Dept of Corrections and Rehabilitation	Vacant	Human Relations Counselor	8/3/2023	5/30/2023	182,569	-	-	182,569
530 Dept of Corrections and Rehabilitation	Vacant	Registered Nurse I	8/1/2023	5/1/2023	193,434	-	-	193,434
530 Dept of Corrections and Rehabilitation	Vacant	Correctional Case Manager	8/1/2023	1/1/2020	203,760	-	-	203,760
530 Dept of Corrections and Rehabilitation	Vacant	Correctional Officer II	8/1/2023	3/15/2022	93,488	-	-	93,488
530 Dept of Corrections and Rehabilitation	Vacant	Correctional Officer II	8/1/2023	3/15/2022	56,997	-	-	56,997
530 Dept of Corrections and Rehabilitation	Vacant	Licensed Practical Nurse I	9/7/2023	3/22/2023	167,087	-	-	167,087
<b>530 Dept of Corrections and Rehabilitation Total</b>	<b>63.00</b>				<b>9,926,104</b>	<b>398,322</b>	<b>-</b>	<b>10,324,426</b>
540 Office of Adjutant General	New	Watch Center Manager	8/21/2023		202,340	-	-	202,340
540 Office of Adjutant General	New	Watch Center Informatics Coord	10/2/2023		174,048	-	-	174,048
540 Office of Adjutant General	New	Watch Center Officer	10/16/2023		157,745	-	-	157,745
540 Office of Adjutant General	New	Watch Center Officer	10/16/2023		157,745	-	-	157,745
540 Office of Adjutant General	New	Deputy Dir Ops and Trng Mgr	8/1/2023		130,309	86,873	-	217,182
<b>540 Office of Adjutant General Total</b>	<b>5.00</b>				<b>822,187</b>	<b>86,873</b>	<b>-</b>	<b>909,060</b>
601 Dept of Commerce	New	Talent Attraction Specialist	7/6/2023		202,940	-	-	202,940
601 Dept of Commerce	New	Grant Administrator	4/1/2024		140,000	-	-	140,000
601 Dept of Commerce	Vacant	Community Dev Coordinator	11/20/2023	2/27/2023	155,348	-	-	155,348
<b>601 Dept of Commerce Total</b>	<b>3.00</b>				<b>498,288</b>	<b>-</b>	<b>-</b>	<b>498,288</b>
602 Dept of Agriculture	New	Professional Svcs II	9/1/2023		210,407	-	-	210,407
<b>602 Dept of Agriculture Total</b>	<b>1.00</b>				<b>210,407</b>	<b>-</b>	<b>-</b>	<b>210,407</b>
630 NDSU Extension Service	Vacant	Ext Agent Slope Co	8/21/2023	4/1/2023	104,652	51,300	-	155,952
630 NDSU Extension Service	Vacant	Ext Agent Eddy Co	7/17/2023	3/1/2023	124,696	59,950	-	184,646
630 NDSU Extension Service	Vacant	Ext Agent Ward Co	8/30/2023	6/3/2023	104,064	51,517	-	155,581
630 NDSU Extension Service	Vacant	Administrative Assistant	8/22/2023	10/15/2022	140,220	-	-	140,220
630 NDSU Extension Service	Vacant	Full Stack Dev/Sr Software Engineer	11/1/2023	3/25/2023	254,569	-	-	254,569
630 NDSU Extension Service	Vacant	Office Support Admin	9/11/2023	5/16/2023	72,963	-	-	72,963
630 NDSU Extension Service	Vacant	Sr Accounting Specialist	8/16/2023	6/5/2023	49,464	-	-	49,464
630 NDSU Extension Service	Vacant	Center Director	12/16/2023	11/1/2022	82,484	-	-	82,484
630 NDSU Extension Service	Vacant	Ext Agent ANR Adams Co	1/2/2024	5/16/2023	83,434	40,502	-	123,936
630 NDSU Extension Service	Vacant	EFNEP/FNP Program Coordinator	1/22/2024	6/3/2023	27,336	109,345	-	136,681
630 NDSU Extension Service	Vacant	Ext Agent Rolette Co	1/8/2024	6/1/2023	87,780	43,890	-	131,670
630 NDSU Extension Service	Vacant	Computer Programmer	8/1/2023	3/2/2023	170,230	-	-	170,230
630 NDSU Extension Service	Vacant	Ext Agent FCW McHenry Co	1/22/2024	6/3/2023	84,746	41,953	-	126,699
630 NDSU Extension Service	Vacant	Asst Prof of Soil Health	4/16/2024	6/1/2023	90,247	-	-	90,247
<b>630 NDSU Extension Service Total</b>	<b>14.00</b>				<b>1,476,885</b>	<b>398,457</b>	<b>-</b>	<b>1,875,342</b>
640 NDSU Main Research Center	Vacant	Office Support Admin	9/11/2023	5/16/2023	72,963	-	-	72,963
640 NDSU Main Research Center	Vacant	Sr Accounting Specialist	8/16/2023	6/5/2023	84,796	-	-	84,796
640 NDSU Main Research Center	Vacant	Business Manager	12/16/2023	4/16/2023	194,513	-	-	194,513



Agency	Request Type	Title	Hire Date	Vacant Date	General Funds Requested	Special Funds Requested	Federal Funds Requested	Total Funds Requested
640 NDSU Main Research Center	Vacant	Ag Facilities Manager	7/10/2023	6/3/2023	268,576	-	-	268,576
640 NDSU Main Research Center	Vacant	Research Specialist	8/16/2023	4/4/2023	112,458	37,486	-	149,944
640 NDSU Main Research Center	Vacant	Research Specialist	10/1/2023	7/16/2021	115,549	38,516	-	154,065
640 NDSU Main Research Center	Vacant	Administrative Secretary	7/31/2023	5/1/2023	111,671	-	-	111,671
640 NDSU Main Research Center	Vacant	Asst Prof Soil Health	9/1/2023	6/1/2022	201,076	-	-	201,076
640 NDSU Main Research Center	Vacant	Veterinary Anatomic Pathologist	8/8/2023	3/7/2023	402,073	-	-	402,073
640 NDSU Main Research Center	Vacant	Assistant Professor	8/1/2023	5/22/2021	231,389	-	-	231,389
640 NDSU Main Research Center	Vacant	Account Technician	10/9/2023	12/17/2022	79,745	-	-	79,745
<b>640 NDSU Main Research Center Total</b>	<b>11.00</b>				<b>1,874,809</b>	<b>76,002</b>	<b>-</b>	<b>1,950,811</b>
641 Dickinson Research Center	New	Research Agronomist	2/1/2024		155,135	-	-	155,135
<b>641 Dickinson Research Center Total</b>	<b>1.00</b>				<b>155,135</b>	<b>-</b>	<b>-</b>	<b>155,135</b>
642 Central Grasslands Research Center	Vacant	Farm Technician	4/15/2024	12/5/2022	55,672	-	-	55,672
<b>642 Central Grasslands Research Center Total</b>	<b>1.00</b>				<b>55,672</b>	<b>-</b>	<b>-</b>	<b>55,672</b>
643 Hettinger Research Center	Vacant	Wildlife & Range Research Tech	5/13/2024	10/8/2022	81,612	-	-	81,612
<b>643 Hettinger Research Center Total</b>	<b>1.00</b>				<b>81,612</b>	<b>-</b>	<b>-</b>	<b>81,612</b>
644 Langdon Research Center	New	Research Specialist - Clubroot Fung	8/21/2023		157,183	-	-	157,183
<b>644 Langdon Research Center Total</b>	<b>1.00</b>				<b>157,183</b>	<b>-</b>	<b>-</b>	<b>157,183</b>
645 North Central Research Center	Vacant	Research Agronomist	9/1/2023	4/2/2023	60,455	-	-	60,455
<b>645 North Central Research Center Total</b>	<b>1.00</b>				<b>60,455</b>	<b>-</b>	<b>-</b>	<b>60,455</b>
646 Williston Research Center	Vacant	Center Director	12/18/2023	11/1/2022	110,850	-	-	110,850
<b>646 Williston Research Center Total</b>	<b>1.00</b>				<b>110,850</b>	<b>-</b>	<b>-</b>	<b>110,850</b>
647 Carrington Research Center	Vacant	Assoc R/E Ctr Specialist	9/1/2023	5/17/2022	112,301	-	-	112,301
<b>647 Carrington Research Center Total</b>	<b>1.00</b>				<b>112,301</b>	<b>-</b>	<b>-</b>	<b>112,301</b>
701 State Historical Society	New	New Media Specialist	8/14/2023		172,420	-	-	172,420
701 State Historical Society	New	Public Info Spec II	9/18/2023		108,574	-	-	108,574
701 State Historical Society	New	Admin Staff Officer I	7/1/2023		44,850	-	-	44,850
701 State Historical Society	New	Storekeeper I	7/1/2023		-	159,470	-	159,470
701 State Historical Society	New	Assistant Store Manager	7/1/2023		-	178,032	-	178,032
701 State Historical Society	New	Admin Staff Officer II	7/1/2023		-	232,375	-	232,375
701 State Historical Society	Vacant	Public Info Spec II	9/18/2023	5/31/2023	87,435	-	-	87,435
701 State Historical Society	Vacant	Custodian	8/29/2023	5/16/2023	114,680	-	-	114,680
<b>701 State Historical Society Total</b>	<b>8.00</b>				<b>527,959</b>	<b>569,877</b>	<b>-</b>	<b>1,097,836</b>
720 Game and Fish Dept	New	NW SW Fisheries Dist Super	8/14/2023		-	54,033	162,098	216,131
720 Game and Fish Dept	New	Game Warden Investigator	7/1/2023		-	249,821	27,758	277,579
720 Game and Fish Dept	New	PLI Habitat Manager	7/1/2023		-	130,381	130,380	260,761
720 Game and Fish Dept	New	PLI Biologist I	8/1/2023		-	43,647	130,941	174,588
720 Game and Fish Dept	New	ANS Biologist I	10/16/2023		-	78,616	78,616	157,232
<b>720 Game and Fish Dept Total</b>	<b>5.00</b>				<b>-</b>	<b>556,498</b>	<b>529,793</b>	<b>1,086,291</b>
750 Dept of Parks and Recreation	New	Public Information Specialist	7/3/2023		21,988	-	-	21,988
750 Dept of Parks and Recreation	New	Site Supervisor	7/3/2023		-	21,988	-	21,988
750 Dept of Parks and Recreation	New	Administrative Assistant II	7/3/2023		21,988	-	-	21,988
750 Dept of Parks and Recreation	New	Admin Assistant II	7/3/2023		21,366	-	-	21,366
750 Dept of Parks and Recreation	New	State Park Interpreter	7/3/2023		23,598	-	-	23,598
<b>750 Dept of Parks and Recreation Total</b>	<b>5.00</b>				<b>88,940</b>	<b>21,988</b>	<b>-</b>	<b>110,928</b>
770 Dept of Water Resources	New	Natural Resources Svcs IV	7/3/2023		-	197,626	-	197,626

Agency	Request Type	Title	Hire Date	Vacant Date	General Funds Requested	Special Funds Requested	Federal Funds Requested	Total Funds Requested
770 Dept of Water Resources	New	Hydrologist II	7/1/2023		-	252,886	-	252,886
770 Dept of Water Resources	New	Water Resource Engineer	7/1/2023		-	252,886	-	252,886
<b>770 Dept of Water Resources Total</b>	<b>3.00</b>				-	<b>703,398</b>	-	<b>703,398</b>
801 Dept of Transportation	New	Driver License Examiner I	8/16/2023		-	152,024	-	152,024
801 Dept of Transportation	New	Driver License Examiner I	8/16/2023		-	152,024	-	152,024
801 Dept of Transportation	New	IFTA IRP Auditor	7/1/2023		-	207,498	-	207,498
801 Dept of Transportation	New	IFTA IRP Auditor	7/1/2023		-	207,498	-	207,498
801 Dept of Transportation	New	Transportation Technician II	7/17/2023		-	135,711	-	135,711
801 Dept of Transportation	New	Account Budget Spec II	8/1/2023		-	238,000	-	238,000
801 Dept of Transportation	New	Transportation Technician II	8/1/2023		-	135,711	-	135,711
801 Dept of Transportation	New	Transportation Technician II	8/1/2023		-	135,711	-	135,711
801 Dept of Transportation	New	Transportation Technician I	8/1/2023		-	135,711	-	135,711
801 Dept of Transportation	New	IFTA IRP Auditor	8/16/2023		-	207,498	-	207,498
801 Dept of Transportation	New	Transportation Technician II	8/16/2023		-	135,711	-	135,711
801 Dept of Transportation	New	Purchasing Agent I	9/1/2023		-	209,000	-	209,000
801 Dept of Transportation	New	Transportation Engineer III	9/18/2023		-	207,498	-	207,498
801 Dept of Transportation	New	IFTA IRP Auditor	9/18/2023		-	207,498	-	207,498
801 Dept of Transportation	New	Transportation Engineer II	10/2/2023		-	207,498	-	207,498
801 Dept of Transportation	New	Transportation Technician II	10/16/2023		-	135,714	-	135,714
801 Dept of Transportation	New	Assistant CFO	1/16/2024		-	268,000	-	268,000
801 Dept of Transportation	New	Transportation Technician II	2/16/2024		-	135,711	-	135,711
801 Dept of Transportation	New	Transportation Technician II	3/1/2024		-	135,711	-	135,711
801 Dept of Transportation	Vacant	Transportation Technician II	7/5/2023	3/31/2023	-	7,400,000	-	7,400,000
<b>801 Dept of Transportation Total</b>	<b>20.00</b>				-	<b>10,749,725</b>	-	<b>10,749,725</b>
<b>Grand Total</b>	<b>296.00</b>				<b>28,772,880</b>	<b>25,664,289</b>	<b>1,625,605</b>	<b>56,062,774</b>

Legislative Mandated FTE Funding Pool:	General Fund	Special Funds	Federal Funds	Total Funds
New FTE Funding Pool	16,688,360	19,530,972	2,976,503	39,195,835
Vacant FTE Funding Pool	23,389,135	27,956,392	7,622,380	58,967,907
<b>Total New &amp; Vacant FTE Funding Pool Beginning Balance</b>	<b>40,077,495</b>	<b>47,487,364</b>	<b>10,598,883</b>	<b>98,163,742</b>
<b>FTE Funding Pool Distributed as of 7/31/2024</b>	<b>28,772,880</b>	<b>25,664,289</b>	<b>1,625,605</b>	<b>56,062,774</b>
<b>Total FTE Funding Pool Remaining as of 7/31/2024</b>	<b>11,304,615</b>	<b>21,823,075</b>	<b>8,973,278</b>	<b>42,100,968</b>
<b>Percent of FTE Funding Pool Remaining as of 7/31/2024</b>	<b>28%</b>	<b>46%</b>	<b>85%</b>	<b>43%</b>

## Summary of Vacancy Savings as Reported by Executive Agencies

July 2023 - July 2024

SB 2393 Section 16 Subsection 8c

	Jul-23	Aug-23	Sep-23	Oct-23	Nov-23	Dec-23	Jan-24	Feb-24	Mar-24	Apr-24	May-24	Jun-24	Jul-24	Cumulative Total
<b>Est. Vacancy Savings</b>	6,415,137	6,416,548	6,514,743	6,310,578	6,484,983	6,300,230	6,051,186	6,148,930	6,097,283	6,116,665	5,982,181	5,941,392	5,791,503	80,571,358
<b>Use of vacant position savings:</b>														
Accrued Leave Payouts	259,347	348,348	282,885	187,206	306,877	444,483	400,203	227,074	318,548	374,766	479,845	507,757	456,394	4,593,733
Extra Salary Increases	38,782	34,066	54,110	26,361	70,201	47,923	58,722	92,134	116,199	82,179	96,061	108,530	189,225	1,014,492
Bonuses	195,794	190,626	236,457	231,426	99,326	155,604	175,284	170,106	119,528	76,228	174,144	367,445	982,903	3,174,871
Incentive/Location Pay	377,355	346,930	365,785	346,703	381,681	399,348	375,788	354,293	383,181	344,209	377,994	372,920	316,921	4,743,106
Reclassifications	147,595	5,958	13,820	15,973	153,771	27,132	92,801	58,025	30,312	31,818	35,033	32,275	33,098	677,611
Extra Temporary Salary Funding	315,729	631,462	352,043	286,608	266,714	230,525	197,644	258,060	228,947	271,234	269,800	805,832	202,655	4,317,251
Extra Overtime Funding	812,831	693,626	869,924	614,869	878,883	922,291	890,369	758,793	900,567	475,662	884,322	633,836	650,879	9,986,851
Other	396,107	952,172	1,080,503	911,706	954,884	827,738	1,053,142	976,751	867,226	1,087,292	812,469	1,397,659	204,806	11,522,455
<b>Total</b>	<b>3,871,598</b>	<b>3,213,360</b>	<b>3,259,216</b>	<b>3,689,726</b>	<b>3,372,646</b>	<b>3,245,186</b>	<b>2,807,233</b>	<b>3,253,695</b>	<b>3,132,775</b>	<b>3,373,278</b>	<b>2,852,514</b>	<b>1,715,137</b>	<b>2,754,622</b>	<b>40,540,988</b>
<b>Vacant Positions:</b>	975	931	896	855	784	787	766	780	761	764	781	754	754	

The estimated time for agencies to prepare the Vacancy Summary report is up to 32 hours per quarter based on the size of the agency.

### Capital Project Variance Report Summary

<b>Bismarck State College</b>	Original Authorization Amount	Adjusted Authorization Amount
<i>Legislatively Appropriated</i>	\$ 36,922,561	\$ 44,960,000
<i>SBHE Approved Projects</i>	\$ -	\$ -
<b>Dakota College Bottineau</b>	Original Authorization Amount	Adjusted Authorization Amount
<i>Legislatively Appropriated</i>	\$ 11,732,199	\$ 11,232,199
<i>SBHE Approved Projects</i>	\$ 3,400,000	\$ 5,916,711
<b>Dickinson State University</b>	Original Authorization Amount	Adjusted Authorization Amount
<i>Legislatively Appropriated</i>	\$ 33,967,079	\$ 39,828,102
<i>SBHE Approved Projects</i>	\$ 5,000,000	\$ 5,000,000
<b>Lake Region State College</b>	Original Authorization Amount	Adjusted Authorization Amount
<i>Legislatively Appropriated</i>	\$ 1,304,829	\$ 1,304,829
<i>SBHE Approved Projects</i>	\$ 443,437	\$ -
<b>Mayville State University</b>	Original Authorization Amount	Adjusted Authorization Amount
<i>Legislatively Appropriated</i>	\$ 53,854,901	\$ 54,253,871
<i>SBHE Approved Projects</i>	\$ -	\$ -
<b>Minot State University</b>	Original Authorization Amount	Adjusted Authorization Amount
<i>Legislatively Appropriated</i>	\$ 32,504,424	\$ 37,269,424
<i>SBHE Approved Projects</i>	\$ -	\$ -
<b>NDSU Extension Service</b>	Original Authorization Amount	Adjusted Authorization Amount
<i>Legislatively Appropriated</i>	\$ 95,598,000	\$ 97,381,230
<i>SBHE Approved Projects</i>	\$ -	\$ -
<b>Forest Service</b>	Original Authorization Amount	Adjusted Authorization Amount
<i>Legislatively Appropriated</i>	\$ 62,480	\$ -
<i>SBHE Approved Projects</i>	\$ -	\$ -
<b>North Dakota State College of Science</b>	Original Authorization Amount	Adjusted Authorization Amount
<i>Legislatively Appropriated</i>	\$ -	\$ -
<i>SBHE Approved Projects</i>	\$ 19,975,000	\$ 19,975,000
<b>North Dakota State University</b>	Original Authorization Amount	Adjusted Authorization Amount
<i>Legislatively Appropriated</i>	\$ 320,000,000	\$ 333,400,000
<i>SBHE Approved Projects</i>	\$ 17,700,000	\$ 23,700,000
<b>University of North Dakota</b>	Original Authorization Amount	Adjusted Authorization Amount
<i>Legislatively Appropriated</i>	\$ 358,600,000	\$ 311,300,000
<i>SBHE Approved Projects</i>	\$ 158,027,331	\$ 162,599,614
<b>Valley City State University</b>	Original Authorization Amount	Adjusted Authorization Amount
<i>Legislatively Appropriated</i>	\$ 56,115,945	\$ 56,115,945
<i>SBHE Approved Projects</i>	\$ -	\$ -
<b>Williston State College</b>	Original Authorization Amount	Adjusted Authorization Amount
<i>Legislatively Appropriated</i>	\$ 36,600,000	\$ 36,600,000
<i>SBHE Approved Projects</i>	\$ -	\$ -