



STATUS OF THE GENERAL FUND

Presented to the  
**BUDGET SECTION**  
WEDNESDAY, SEPTEMBER 28, 2022

**GENERAL FUND STATUS STATEMENT  
2021-23 BIENNIUM  
AS OF AUGUST 31, 2022**

Beginning balance:		
Beginning unobligated balance - July 1, 2021	\$1,122,353,345	
Balance obligated for authorized carryover of appropriations	<u>72,766,911</u>	
 Total beginning balance		 \$1,195,120,256
Revenues:		
Revenues collected to date	\$3,145,739,918	
Remaining forecasted revenues	<u>1,495,329,366</u>	
Total revenues		<u>4,641,069,284</u>
 Total available		 \$5,836,189,540
Expenditures:		
Legislative appropriations - One time	(\$114,923,493)	
Legislative appropriations - Ongoing	(4,878,033,837)	
2021-23 authority used in 2019-21	100,000	
Teddy Roosevelt Presidential Library Loan Repayment	(17,500,000)	
Authorized carryover from previous biennium	<u>(72,766,911)</u>	
 Total authorized expenditures		 <u>(5,083,124,241)</u>
 Estimated ending balance - June 30, 2023		 <u><u>\$753,065,299</u></u> <sup>\1</sup>
<sup>\1</sup> NDCC Section 54-27.2-02 provides that any end of biennium balance in excess of \$65.0 million must be transferred to the budget stabilization fund, up to a cap of 15.0 percent of general fund appropriations.		

**SELECTED SPECIAL FUNDS  
AUGUST 31, 2022 FUND BALANCES**

Fund	Balance
Budget Stabilization Fund (June 30 RIO balance)	\$717,359,225
Legacy Fund (June 30 RIO balance plus August oil tax allocation)	\$8,048,817,780
Foundation Aid Stabilization Fund	\$439,891,675
Tax Relief Fund	\$294,799,245
Strategic Investment and Improvement Fund - Preliminary 6/30/22 (\$327,823,274 committed)	\$1,059,714,093

**OIL UPDATE  
AUGUST 31, 2022 (Based on June 30, 2022 Production)**

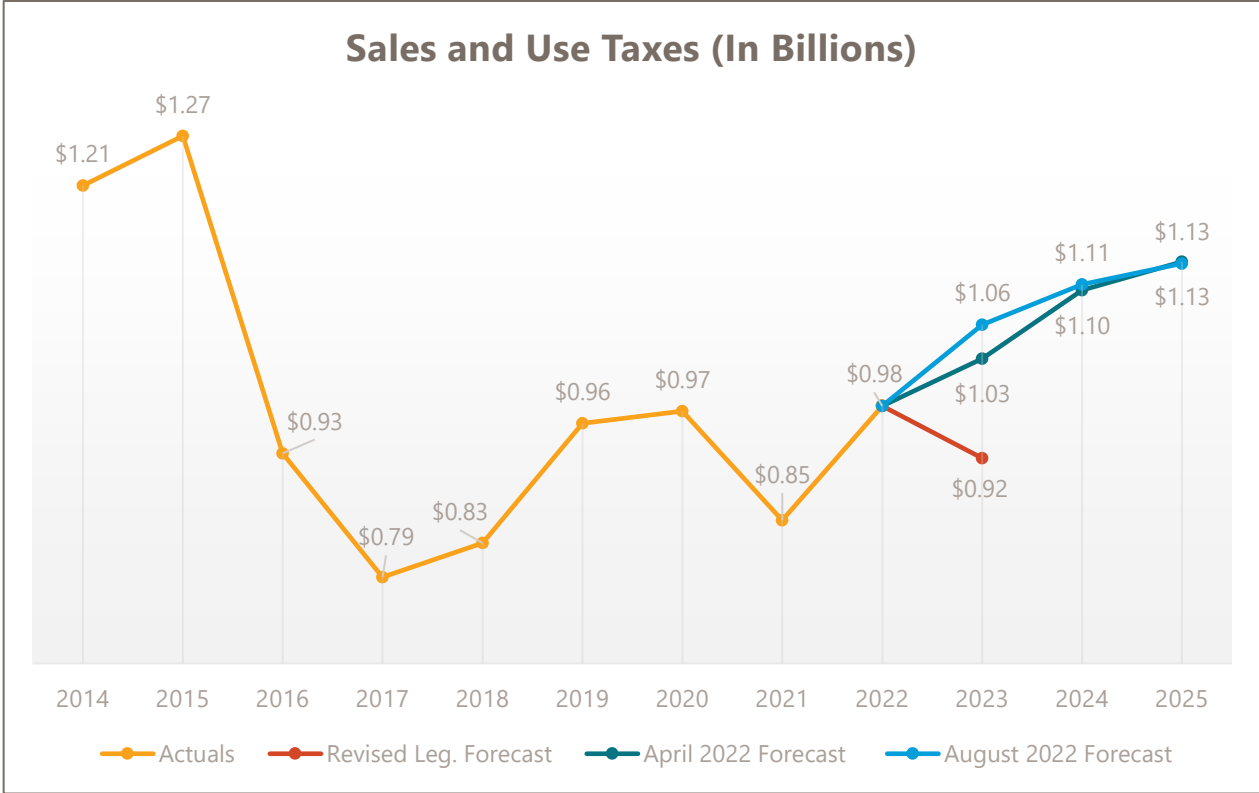
	Forecast	Actual to Date
Average Price:	\$50.00	\$81.66
Average Production:	1,092,734	1,092,308
Oil Revenue	\$2,092,775,000	\$3,178,344,376

# STATEMENT OF GENERAL FUND REVENUES AND FORECASTS

## Compared to the Legislative Forecast

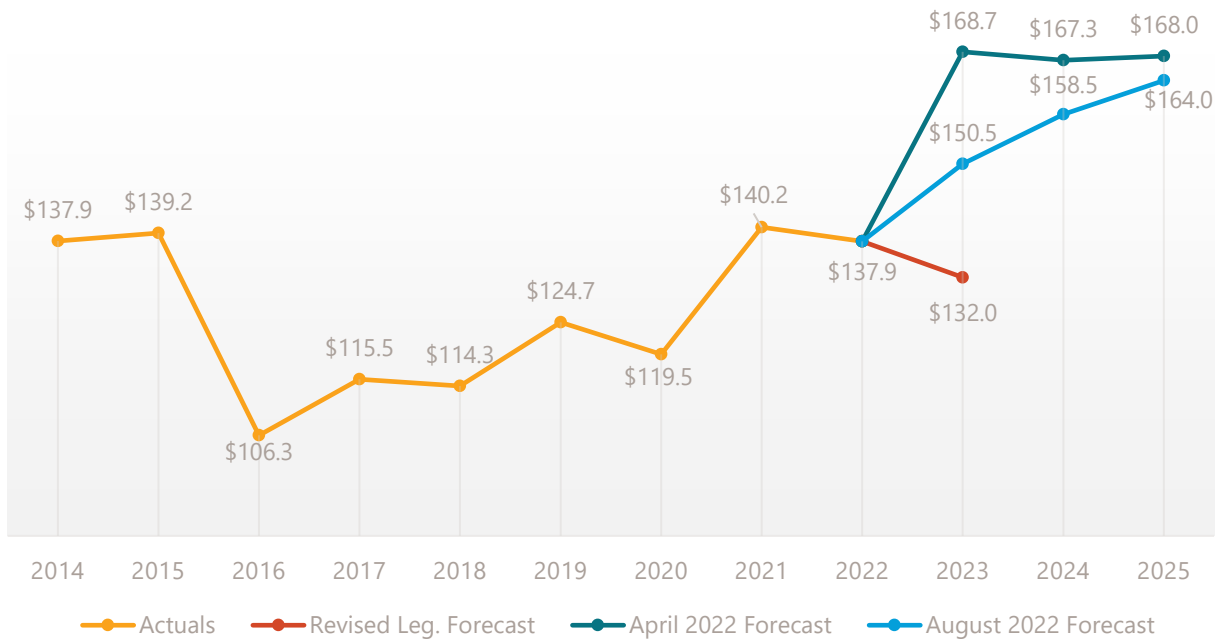
2021-23 Biennium  
August 2022

Revenues and Transfers	Fiscal Month			Biennium To Date				
	Revised 2021	Actual	Variance	Percent	Revised 2021	Actual	Variance	Percent
	Leg. Forecast				Leg. Forecast			
Sales Tax	77,237,971	112,413,728	35,175,757	45.5%	1,018,894,547	1,177,885,654	158,991,107	15.6%
Motor Vehicle Excise Tax	12,097,660	17,668,083	5,570,423	46.0%	152,503,083	168,272,355	15,769,272	10.3%
Individual Income Tax	14,739,364	39,927,272	25,187,908	170.9%	349,378,085	545,252,942	195,874,857	56.1%
Corporate Income Tax	299,799	836,932	537,133	179.2%	100,478,106	219,090,744	118,612,638	118.0%
Insurance Premium Tax	2,227,821	518,324	(1,709,497)	-76.7%	52,932,729	64,249,661	11,316,932	21.4%
Oil & Gas Production Tax	-	-	-	0.0%	266,112,633	266,112,633	-	0.0%
Oil Extraction Tax	-	-	-	0.0%	133,887,368	133,887,368	-	0.0%
Gaming Tax	-	6,659	6,659	100.0%	-	314,277	314,277	100.0%
Lottery	-	-	-	0.0%	7,300,000	5,600,000	(1,700,000)	-23.3%
Cigarette & Tobacco Tax	2,027,602	1,942,610	(84,992)	-4.2%	26,499,167	27,440,585	941,418	3.6%
Wholesale Liquor Tax	729,303	842,795	113,492	15.6%	10,011,243	11,695,376	1,684,133	16.8%
Mineral Leasing Fees	1,031,513	4,647,770	3,616,257	350.6%	20,369,119	48,864,670	28,495,551	139.9%
Departmental Collections	1,330,359	1,385,877	55,518	4.2%	41,763,225	40,493,207	(1,270,018)	-3.0%
Interest Income	754,658	804,693	50,035	6.6%	26,041,563	5,293,988	(20,747,575)	-79.7%
State Mill & Elevator - Transfer	-	-	-	0.0%	7,750,000	6,971,950	(778,050)	-10.0%
Bank of North Dakota - Transfer	-	-	-	0.0%	-	-	-	0.0%
SIIF - Transfer	-	-	-	0.0%	410,000,000	410,000,000	-	0.0%
Gas Tax Administration	-	-	-	0.0%	1,171,090	1,171,090	-	0.0%
Miscellaneous	-	-	-	0.0%	-	13,143,418	13,143,418	100.0%
<b>Total Revenues and Transfers</b>	<b>112,476,050</b>	<b>180,994,743</b>	<b>68,518,693</b>	<b>60.9%</b>	<b>2,625,091,958</b>	<b>3,145,739,918</b>	<b>520,647,960</b>	<b>19.8%</b>

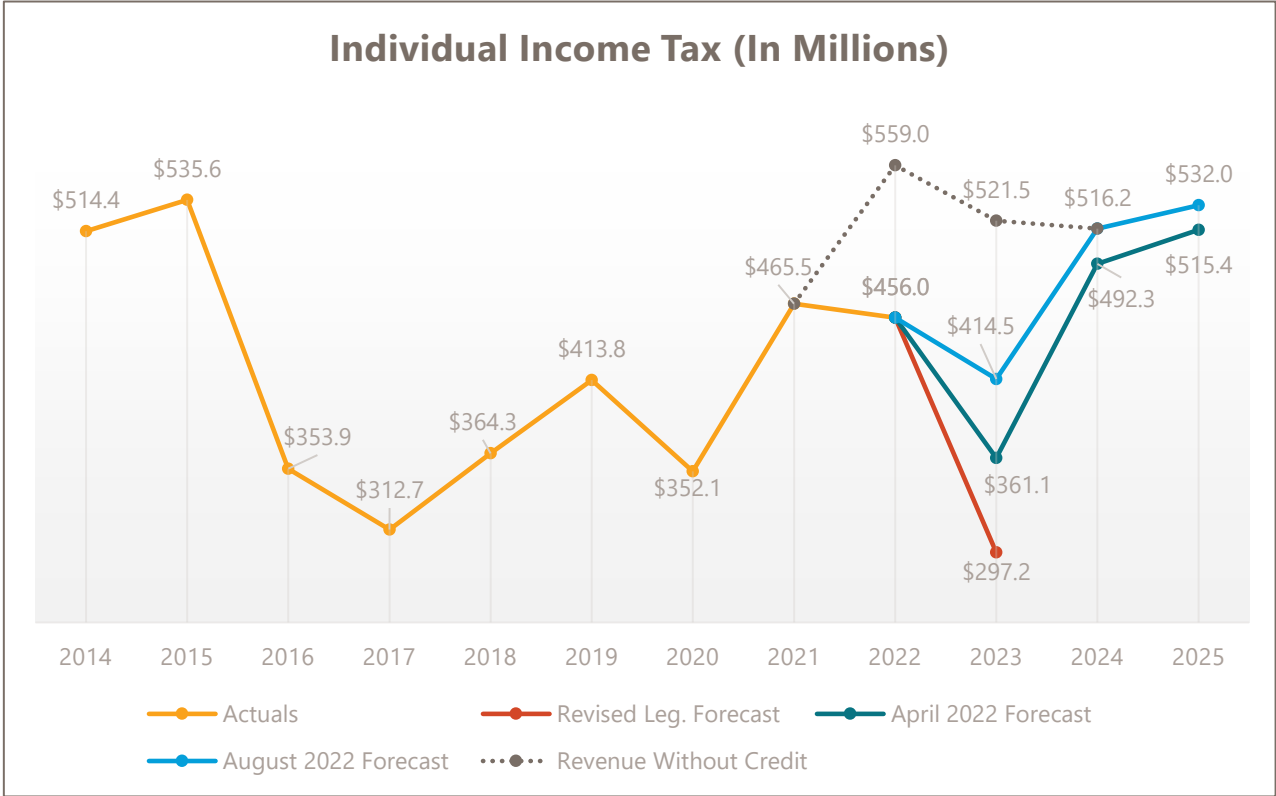


Sales and Use Taxes, y/y %	
FY	August 2022 Forecast
2014	4.0%
2015	4.4%
2016	-26.9%
2017	-14.4%
2018	4.6%
2019	15.5%
2020	1.4%
2021	-12.1%
2022	14.4%
2023	8.9%
2024	4.1%
2025	2.0%

### Motor Vehicle Excise Tax (In Millions)

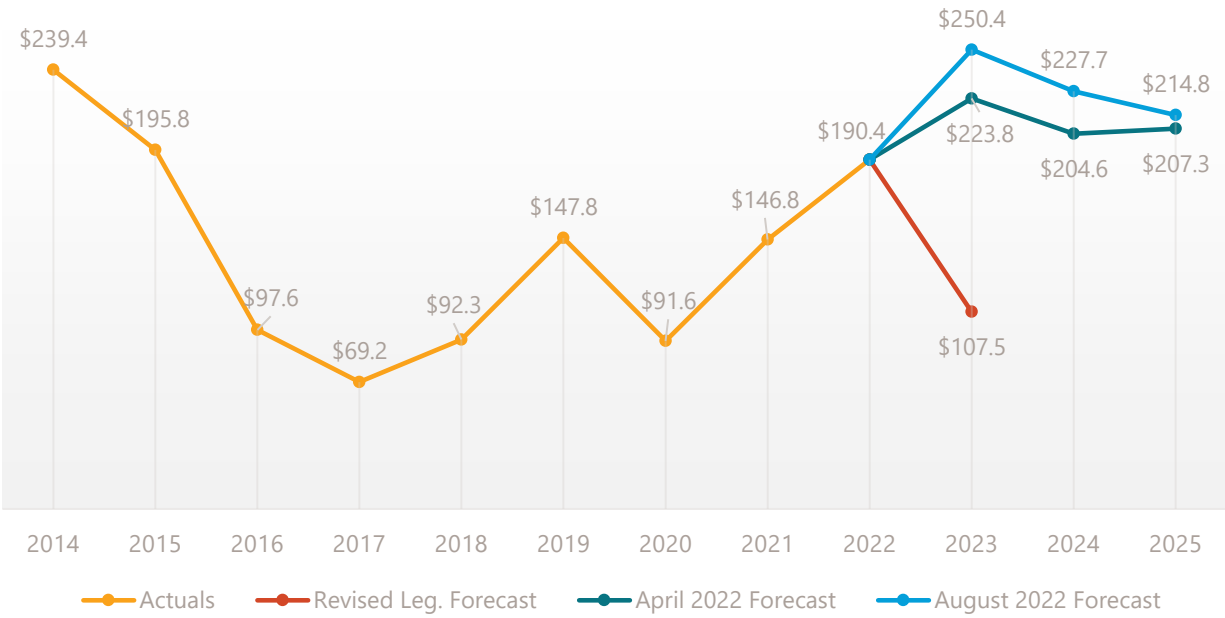


Motor Vehicle Excise Tax, y/y %	
FY	August 2022 Forecast
2014	5.7%
2015	0.9%
2016	-23.6%
2017	8.6%
2018	-1.0%
2019	9.1%
2020	-4.2%
2021	17.3%
2022	-1.6%
2023	9.1%
2024	5.3%
2025	3.5%



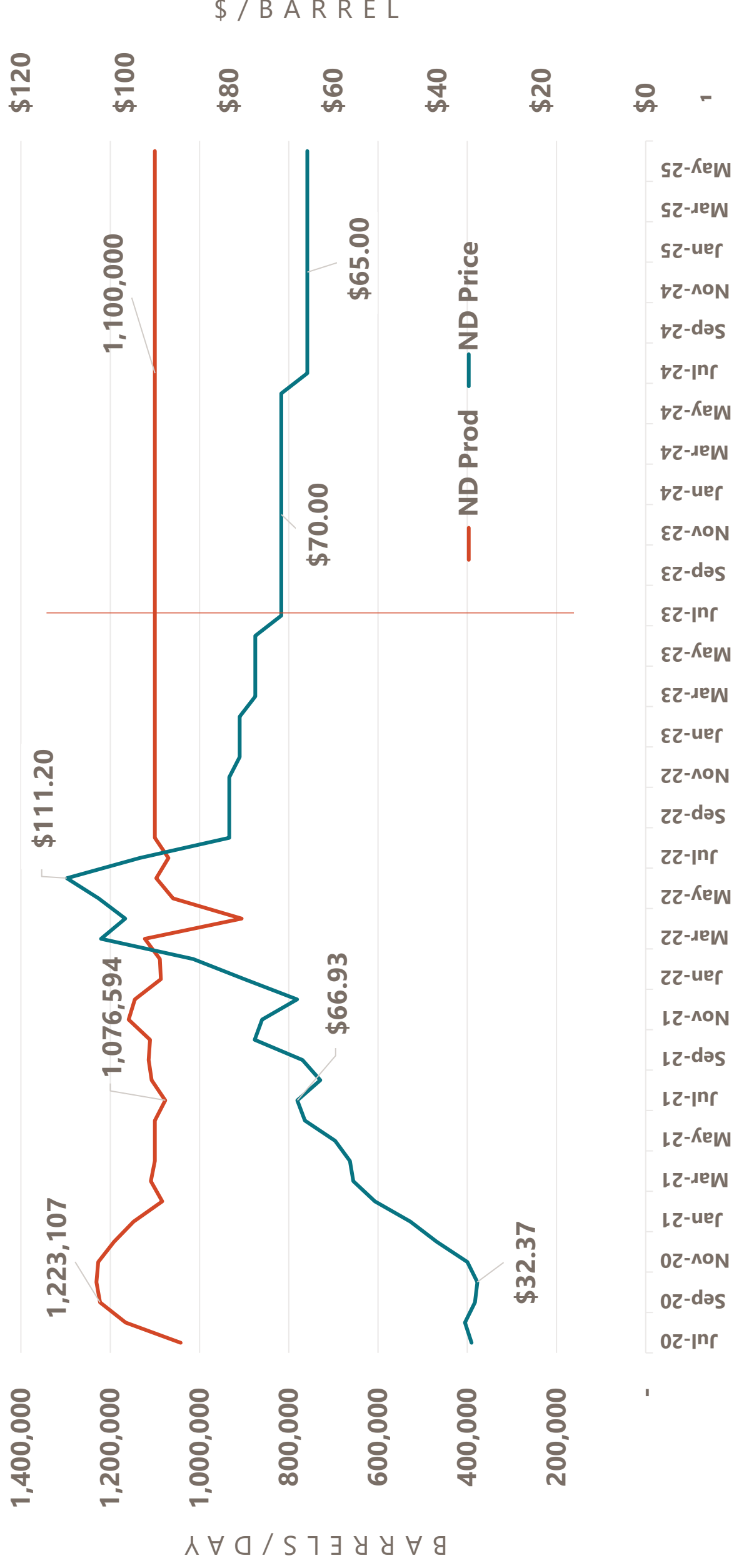
Individual Income Tax, y/y %	
FY	August 2022 Forecast
2014	-16.5%
2015	4.1%
2016	-33.9%
2017	-11.6%
2018	16.5%
2019	13.6%
2020	-14.9%
2021	32.2%
2022	-2.0%
2023	-9.1%
2024	24.5%
2025	3.1%

## Corporate Income Tax (In Millions)



Corporate Income Tax, y/y %	
FY	August 2022 Forecast
2014	28.0%
2015	-18.2%
2016	-50.2%
2017	-29.1%
2018	33.4%
2019	60.0%
2020	-38.0%
2021	60.4%
2022	29.7%
2023	31.5%
2024	-9.1%
2025	-5.7%

# OIL PRICE AND PRODUCTION FORECAST ASSUMPTIONS





## Budget Extension and Meeting Data 2023-2025

Agcy No.	Agency Name	Date Request Extended to	Date Originally Submitted
101	Office of the Governor	10/7/2022	
108	Secretary of State	8/12/2022	8/11/2022
110	OMB	10/7/2022	
112	ITD	9/9/2022	9/8/2022
117	State Auditor	8/17/2022	8/17/2022
120	State Treasurer	na	7/13/2022
125	Attorney General	9/27/2022	
127	Tax Department	8/19/2022	8/19/2022
140	Admin Hearings	7/29/2022	7/26/2022
150	Legislative Assembly	na	
160	Legislative Council	na	
180	Judicial Branch	na	
188	Indigents Council	8/15/2022	8/15/2022
190	RIO	8/15/2022	8/15/2022
192	PERS	na	7/12/2022
195	Ethics Comm	8/18/2022	8/18/2022
201	Public Instruction	9/30/2022	
215	ND University System	8/5/2022	8/4/2022
226	Dept of Trust Lands	7/29/2022	7/29/2022
227	BSC	8/12/2022	8/11/2022
228	Lake Region	8/5/2022	7/28/2022
229	Williston State	8/5/2022	7/27/2022
230	UND	8/31/2022	8/30/2022
232	UND Medical Center	8/31/2022	8/31/2022
235	NDSU	8/31/2022	8/31/2022
238	ND College of Science	8/12/2022	8/10/2022
239	DSU	8/19/2022	8/8/2022
240	Mayville	8/19/2022	8/15/2022
241	Minot	8/19/2022	8/12/2022
242	Valley City	8/19/2022	8/12/2022
243	Dakota College-Bottineau	8/12/2022	8/11/2022
244	ND Forest Service	8/5/2022	7/26/2022
250	State Library	8/10/2022	8/10/2022
252	School for the Deaf	8/1/2022	7/28/2022
253	School for the Blind	8/10/2022	7/28/2022
270	Career & Tech Educ	9/8/2022	9/2/2022
301	Dept of Health	9/14/2022	9/14/2022
303	Dept of Environmental Quality	9/12/2022	9/12/2022

<b>Agcy No.</b>	<b>Agency Name</b>	<b>Date Request Extended to</b>	<b>Date Originally Submitted</b>
313	ND Veterans Home	9/28/2022	
316	Indian Affairs	8/16/2022	8/16/2022
321	Veterans Affairs	7/27/2022	7/27/2022
325	Human Services	9/14/2022	9/14/2022
360	Protect & Advocacy	8/16/2022	8/16/2022
380	Job Service ND	8/31/2022	8/31/2022
401	Insurance Dept	na	7/14/2022
405	Industrial Comm	9/1/2022	9/1/2022
406	Dept of Labor & Human Rights	na	7/15/2022
408	Public Service Comm	7/22/2022	7/21/2022
412	Aeronautics Comm	8/15/2022	8/15/2022
413	Financial Institutions	8/10/2022	8/10/2022
414	Securities Comm	na	7/14/2022
471	Bank of ND	8/15/2022	8/15/2022
473	Housing Finance	8/10/2022	8/10/2022
475	ND Mill & Elevator	9/15/2022	9/14/2022
485	Workforce Safety & Ins	8/17/2022	8/12/2022
504	ND Highway Patrol	9/11/2022	9/11/2022
530	Corrections and Rehab	9/16/2022	9/16/2022
540	Adjutant General	9/16/2022	9/13/2022
601	Dept of Commerce	9/1/2022	9/1/2022
602	Dept of Agriculture	7/29/2022	7/29/2022
627	Upper Great Plains	8/25/2022	8/22/2022
628	Branch Research Centers	9/1/2022	8/31/2022
630	NDSU Extension	9/1/2022	9/1/2022
638	Northern Crops	9/1/2022	8/31/2022
640	NDSU Main Research	9/6/2022	9/6/2022
649	Agronomy Seed Farm	8/25/2022	8/12/2022
665	ND State Fair	na	7/12/2022
670	ND Racing Commission	7/22/2022	7/20/2022
701	Historical Society	7/22/2022	7/19/2022
709	Council on the Arts	8/19/2022	8/18/2022
720	Game and Fish Dept	8/24/2022	8/24/2022
750	Parks and Rec	7/20/2022	7/18/2022
770	Water Resources	9/28/2022	
801	Dept of Transportation	9/30/2022	

74

65

64

**Pay Adjustments**

**July 2022**

**253 NDSB/Vision Services**

Kenneth Dockter	\$ 4,263
Lanna Slaby	\$ 3,651
Erin Storhoff	\$ 1,360
Cynthia Williams	\$ 5,705

Teachers working additional days for summer contract.

**253 NDSB/Vision Services**

Sandra Brandt	\$ 5,164
---------------	----------

Retired June 2022; paid remainder of contract.

**303 DEQ**

Emily Joynt	\$ 500
-------------	--------

Temporary workload adjustment.

**Retroactive Pay**

**June 2022**

**125 Attorney General**

Amy Gebhardt	\$ 2,095
Marc Larson	\$ 2,470

Equity increases.

**190 RIO**

Connie Flannagan	\$ 2,880
Matthew Posch	\$ 7,164

Workload adjustments.

**325 DHS**

Jolynn Betts	\$ 733
Leah Thompson	\$ 2,331
Emily Althoff	\$ 645

Workload adjustments.

**325 DHS**

Kylea Torres	\$ 2,788
--------------	----------

Transfer from another agency, retroactive leave paid out from previous agency.

**July 2022**

**325 DHS**

Zeferino Rangel	\$ 3,798
Makale Priley	\$ 680
Chelsea Flory	\$ 1,500
Stephanie Abbott	\$ 1,235
Kristen Hansen	\$ 1,000

Workload adjustments.

**August 2022**

**325 DHS**

Marlo Piatz	\$ 684
Ramona McLean	\$ 597

Workload adjustments

**325 DHS**

Sara Bell	\$ 577
-----------	--------

Shift differential pay.

**530 DOCR**

Stephanie Waloch	\$ 712
------------------	--------

Equity increase.

**Grant Applications**

<b>Agency</b>	<b>Description</b>	<b>Time Period of Grant</b>	<b>Amount of Grant Requested</b>
Commerce	The gateway community outdoor recreation and placemaking planning pilot program's intent is that after the pilot program, community(ies) have an actionable outdoor recreation and placemaking plan to capture visitors traveling to and from state parks. The project will be completed by ND Main Street Initiative team through the ND Governor's Office and ND Dept of Commerce, supported by ND Parks and Recreation and ND Council on the Arts.	10/1/2022 – 8/15/2024	\$250,000
Commerce	Volunteer generation fund grants will be used to develop and/or support community-based entities to recruit, manage, and support volunteers. AmeriCorps seeks to fund effective approaches that expand volunteering, strengthen the capacity of volunteer connector organizations to recruit and retain skill-based volunteers, and develop strategies to use volunteers effectively to solve problems.	7/1/2023 – 6/30/2025	\$803,570
Agriculture Dept	Will fund additional research on chronic wasting disease management and prevention.	11/1/2022 – 9/30/2023	\$52,500
Game and Fish	The goal of meadowlark initiative grant is to create healthy, thriving grasslands which provide biodiversity and prosperity for wildlife, pollinators, ranching operations and communities.	7/1/2023 – 6/30/2025	\$5,000,000
Parks and Rec	Transportation alternative grant project involves installation of over 4,100 ft of new trail in Turtle River State Park.	6/1/2024 – 6/30/2026	\$723,551
Parks and Rec	Transportation alternative grant project involves installation of over a prefabricated Corten steel bridge at Cross Ranch State Park.	6/1/2024 – 6/30/2026	\$463,535
Parks and Rec	Historic preservation grant for needed repairs at the Gunlogson farmstead located at Icelandic State Park.	9/1/2022 – 8/31/2024	\$27,478

DOT	Strategic defense highway resiliency improvement project will replace three structures that are instrumental to the resiliency of U.S. Highways 2 and 52. The purpose is to address the existing deficiencies of structures by removing and replacing the existing structural plate pipes with reinforced concrete box culverts.	9/30/2022 – 9/30/2027	\$2,850,000
DOT	The reconnecting Bismarck-Mandan bridge Planning grant project will request grant funding for the National Environmental Policy Act (NEPA) phase of the future Grant Marsh Bridge (1-94) reconstruction (possible realignment/ relocation) project.	9/30/2023 – 6/30/2028	\$1,500,000
DOT	The grant will be used for training, proposal development and development of a sustainable pavements evaluation process. Will learn about quantifying carbon emissions with life cycle analysis (LCA) to make project decisions and ensure we are eligible for federal funds (formula or grant) that will require this analysis in the future.	9/1/2022 – 12/1/2024	\$240,000
DOT	This bridge investment project will replace I-94 and Exit 161 bridge and redesign the Bismarck Expressway/Centennial Rd interchange.	9/30/2025 – 6/30/2028	\$14,650,000
DOT	This bridge investment project will replace bridges with reinforced box culverts on ND 3, ND 31 and I-29 (Logan, Grant and Gr Forks counties).	9/30/2025 – 6/30/2028	\$2,500,000

### Grants Awarded

Agency	Description	Time Period of Grant	Amount of Grant Awarded
Industrial Commission	Mineral Resources grant for orphaned well site plugging, remediation, and restoration program.	5/15/2022 – 6/15/2023	\$25,000,000
Agriculture Dept	Addressed the state emergency regarding the outbreak of highly pathogenic avian influenza (HPAI) and managed surveillance and disease control activities associated with detection of the virus.	3/9/2022 – 6/30/2022	\$48,556
Agriculture Dept	Farm to school grant program will increase the availability of local foods in schools and help new farm to school programs get started or expand existing efforts. These grants are intended as one-time infusions.	9/1/2022 – 8/31/2023	\$100,000

Agriculture Dept	Funding will help to control/prevent CWD in farmed cervids surveillance, testing, management, and response activities. Additional research will also be conducted.	10/1/2022 – 9/30/2023	\$52,500
Game and Fish	Education on chronic wasting disease to shift in behaviors for stakeholders to result in reduction in risks.	9/30/2022 – 9/29/2023	\$96,300
DOT	Advanced transportation and congestion management Technologies initiative project will provide funding for electric vehicle user range, safety, and infrastructure.	12/01/2021 – 6/30/2024	\$1,449,000
DOT	The Tribal Safety project goals is to construct several highway safety projects on two reservations in ND—Standing Rock and MHA.	8/12/2022 – 9/30/2026	\$19,500,000

**Capital Project Variance Report Summary**

9/28/2022

<b>Bismarck State College</b>	Original Authorization Amount	Adjusted Authorization Amount
<i>Legislatively Appropriated</i>	\$ 36,922,561	\$ 36,922,561
<i>SBHE Approved Projects</i>	\$ -	\$ -
<b>Dakota College Bottineau</b>	Original Authorization Amount	Adjusted Authorization Amount
<i>Legislatively Appropriated</i>	\$ 9,345,914	\$ 9,168,156
<i>SBHE Approved Projects</i>	\$ 3,400,000	\$ 3,400,000
<b>Dickinson State University</b>	Original Authorization Amount	Adjusted Authorization Amount
<i>Legislatively Appropriated</i>	\$ 8,913,000	\$ 15,609,000
<i>SBHE Approved Projects</i>	\$ -	\$ -
<b>Lake Region State College</b>	Original Authorization Amount	Adjusted Authorization Amount
<i>Legislatively Appropriated</i>	\$ 310,734	\$ 310,734
<i>SBHE Approved Projects</i>	\$ -	\$ -
<b>Mayville State University</b>	Original Authorization Amount	Adjusted Authorization Amount
<i>Legislatively Appropriated</i>	\$ 1,600,000	\$ 1,998,970
<i>SBHE Approved Projects</i>	\$ -	\$ -
<b>Minot State University</b>	Original Authorization Amount	Adjusted Authorization Amount
<i>Legislatively Appropriated</i>	\$ 29,844,462	\$ 29,844,462
<i>SBHE Approved Projects</i>	\$ -	\$ -
<b>Minot State University</b>	Original Authorization Amount	Adjusted Authorization Amount
<i>Legislatively Appropriated</i>	\$ 29,844,462	\$ 29,844,462
<i>SBHE Approved Projects</i>	\$ -	\$ -
<b>NDSU Extension Service</b>	Original Authorization Amount	Adjusted Authorization Amount
<i>Legislatively Appropriated</i>	\$ 1,748,000	\$ 1,748,000
<i>SBHE Approved Projects</i>	\$ -	\$ -
<b>Forest Service</b>	Original Authorization Amount	Adjusted Authorization Amount
<i>Legislatively Appropriated</i>	\$ 69,010	\$ 69,010
<i>SBHE Approved Projects</i>	\$ -	\$ -
<b>North Dakota State University</b>	Original Authorization Amount	Adjusted Authorization Amount
<i>Legislatively Appropriated</i>	\$ 244,000,000	\$ 257,400,000
<i>SBHE Approved Projects</i>	\$ 4,600,000	\$ 4,600,000
<b>University of North Dakota</b>	Original Authorization Amount	Adjusted Authorization Amount
<i>Legislatively Appropriated</i>	\$ 309,144,769	\$ 309,444,769
<i>SBHE Approved Projects</i>	\$ 1,100,000	\$ 1,100,000
<b>Valley City State University</b>	Original Authorization Amount	Adjusted Authorization Amount
<i>Legislatively Appropriated</i>	\$ 55,700,000	\$ 55,700,000
<i>SBHE Approved Projects</i>	\$ -	\$ -
<b>Williston State College</b>	Original Authorization Amount	Adjusted Authorization Amount
<i>Legislatively Appropriated</i>	\$ -	\$ -
<i>SBHE Approved Projects</i>	\$ 11,500,000	\$ 11,500,000