



vFAIRS

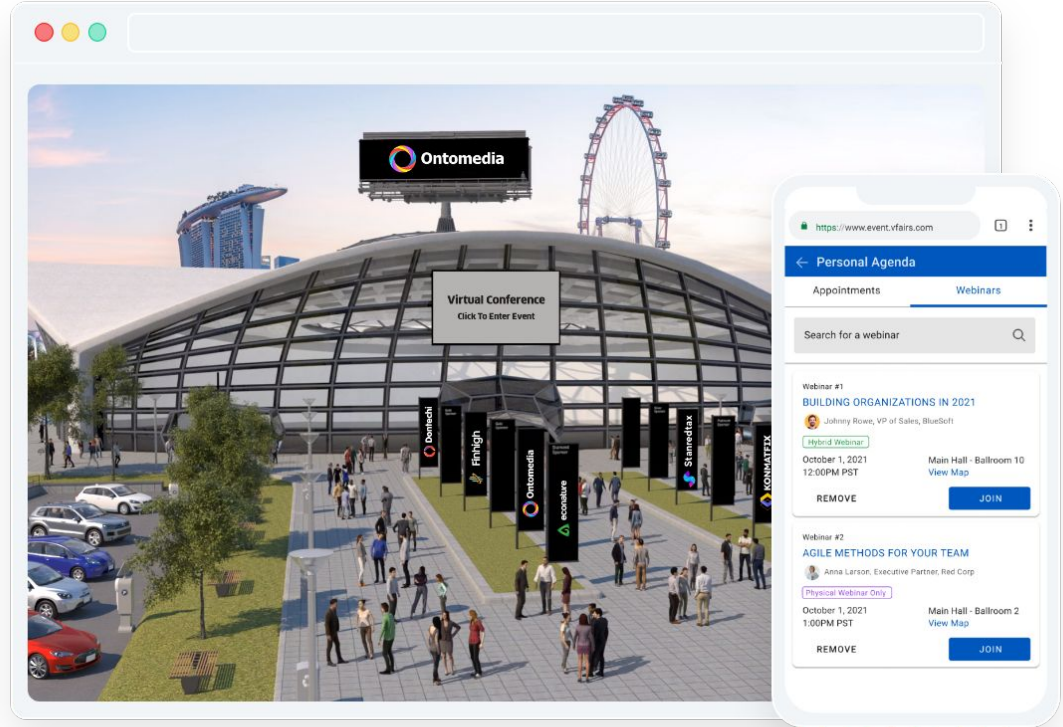
# Virtual Conference Platform

Empowering Organizations to Host Online Conferences to  
Connect Global Audiences & Increase Engagement

# What is vFairs Virtual Event Platform?

A visually-rich online venue that helps organizations bring people from all over the world together network, attend sessions, exchange information & interact with digital resources of interest.

[Watch a 15-minute demo video](#)



# Benefits of a vFairs Virtual Conference



Conduct Online Conferences  
Cost-Effectively



Engage Participants in Real-time  
Using Audio/Video Chat



Enable Speakers to Deliver Lectures  
& Keynotes remotely



Enable Attendees to Access the  
Event on-the-go from any Device



Reach Global Audiences with no  
Need for Commute/Travel



Collect Custom Registration  
Information from Attendees



Measure Engagement, Turnout &  
ROI with Detailed Reports



Reduced Carbon Footprint  
Compared to Physical Fairs

# A complete virtual event platform from start to finish



# PRE-EVENT



LANDING PAGE



REGISTRATION



INTEGRATIONS



VIRTUAL EVENT SET UP



PROJECT MANAGEMENT



VFAIRS



PRE-EVENT

LANDING PAGE

Custom Domain

Host your conference on a custom vanity URL like conference.yourcompany.com.

www.yourcustomdomain.com



Home About Event Speakers FAQ Exhibitors Login Request A Demo EN FR RU

Host Branded Landing Pages

Build a custom, fully branded landing page that contains the content you need.

English French Russian

World's Leading Platform For Virtual Conference 2021

vFairs is a virtual & hybrid events platform that helps organizations reach global audiences. Start hosting amazing online conferences, trade shows, job fairs & more.

Login To Event

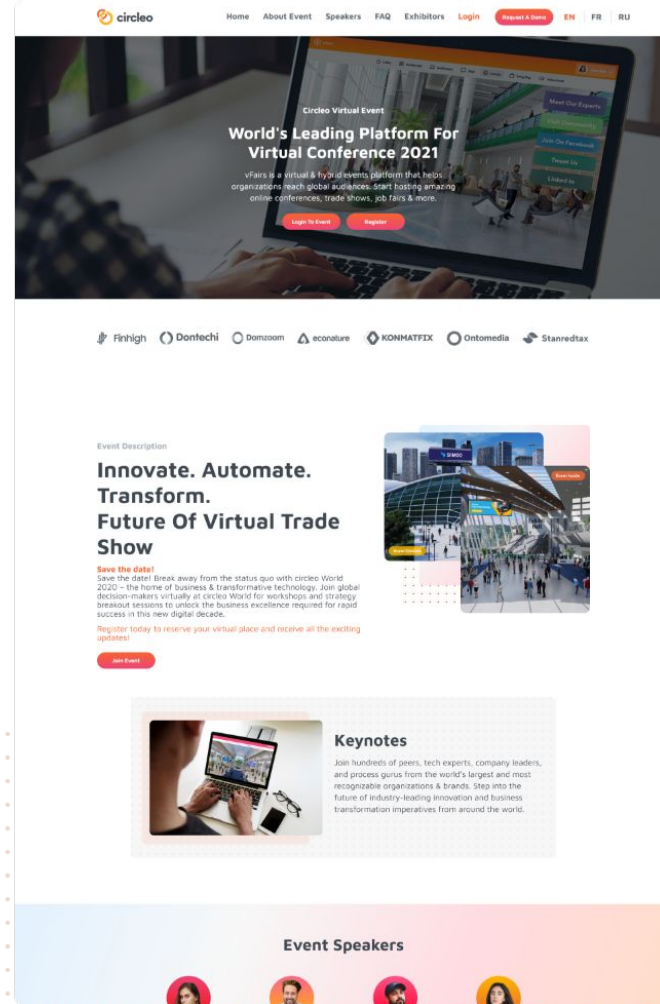
Register

Multilingual Content

Offer visitors to view landing pages & content in multiple languages.

# Drive registrations by adding exciting content on your Landing Page

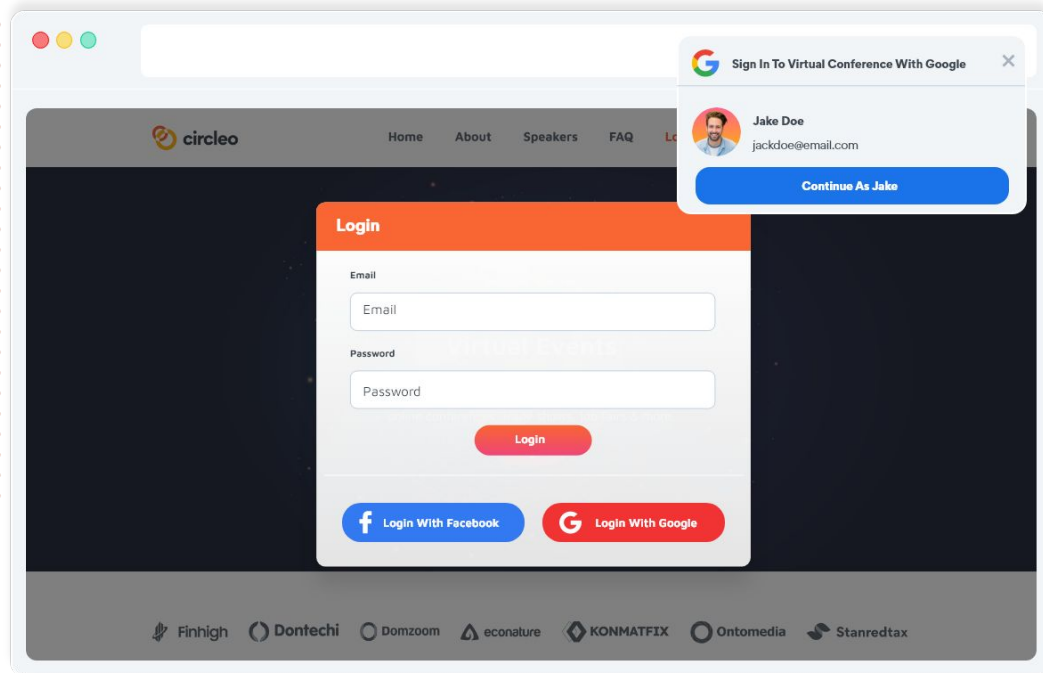
Add key info like a detailed agenda, speaker bios, promotional videos, sponsor logos and a FAQ section to drive attendee interest up.



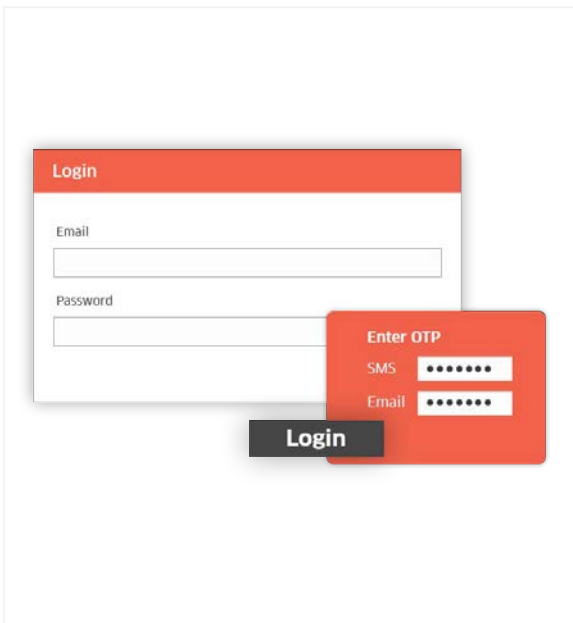


# Simplify logins with Single Sign-On

Authenticate attendees & exhibitors with any single-sign on service facility with our integrated API service

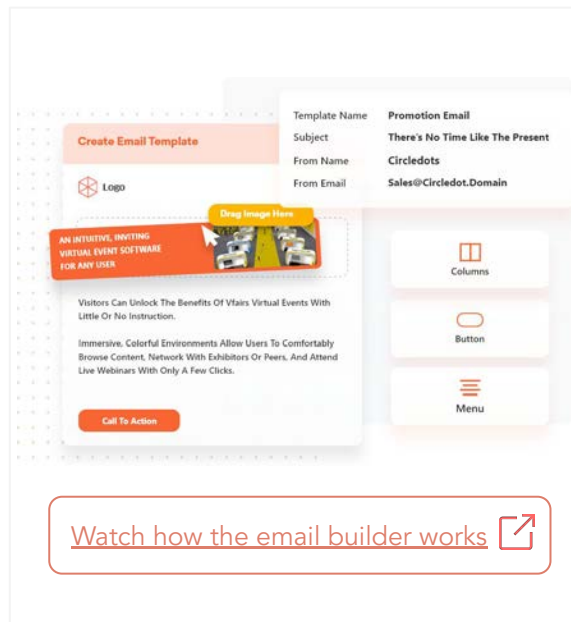


## Deliver Improved Security with Two-Factor Authentication



Offer better identity verification by sending a one-time password to the attendee's email and SMS.

## Send Custom Email Alerts & Reminders



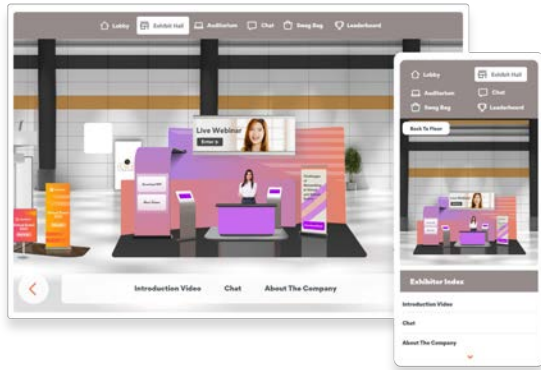
Craft custom emails using our visual editor send pre-event marketing emails & reminders to unresponsive attendees.

# Offer Several Sponsorship Options



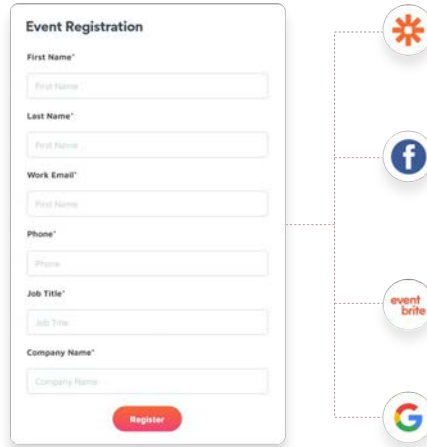
Promote your sponsors' logo virtually everywhere: landing pages, virtual lobbies, halls, auditoriums etc.

Capture registrations with a mobile-ready landing page



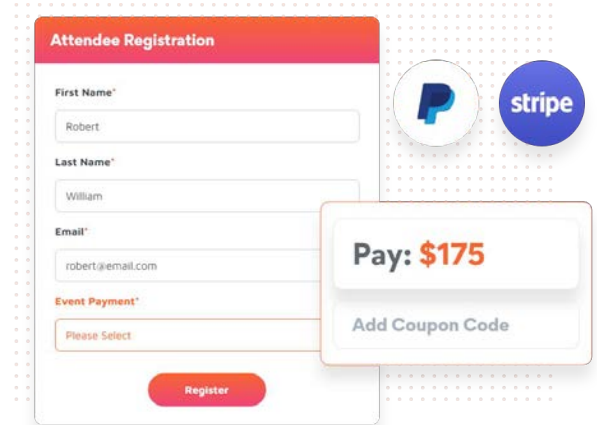
All events running on the vFairs platform have mobile-friendly version of the event allowing your attendees to engage on-the-go.

Move registration data to other tools you work with



We enable Organizers to send Registration Data to Zapier (serves as a bridge to 2000 other applications) & Marketo.

Offer payment integrations for event tickets & access



We provide the ability to capture payments at the time of registration through Paypal and Stripe.



PRE-EVENT  
REGISTRATION

# Capture Registrations

For the event registration set up, we enable hosts to define any number of custom fields on the registration form.

You can choose to customize the labels, placeholders, field types, attachments and options for drop downs etc.

## Custom Registration Forms

### Registration Form

### Customize Your Registration Form

#### List Of Fields

Address 

Interests 

Bios

**Event Registration**

Open Access 🔒 Exclusive Access

**First Name\***

**Last Name\***

**Work Email\***

**Phone\***

**Job Title\***

**Company Name\***

**Register**

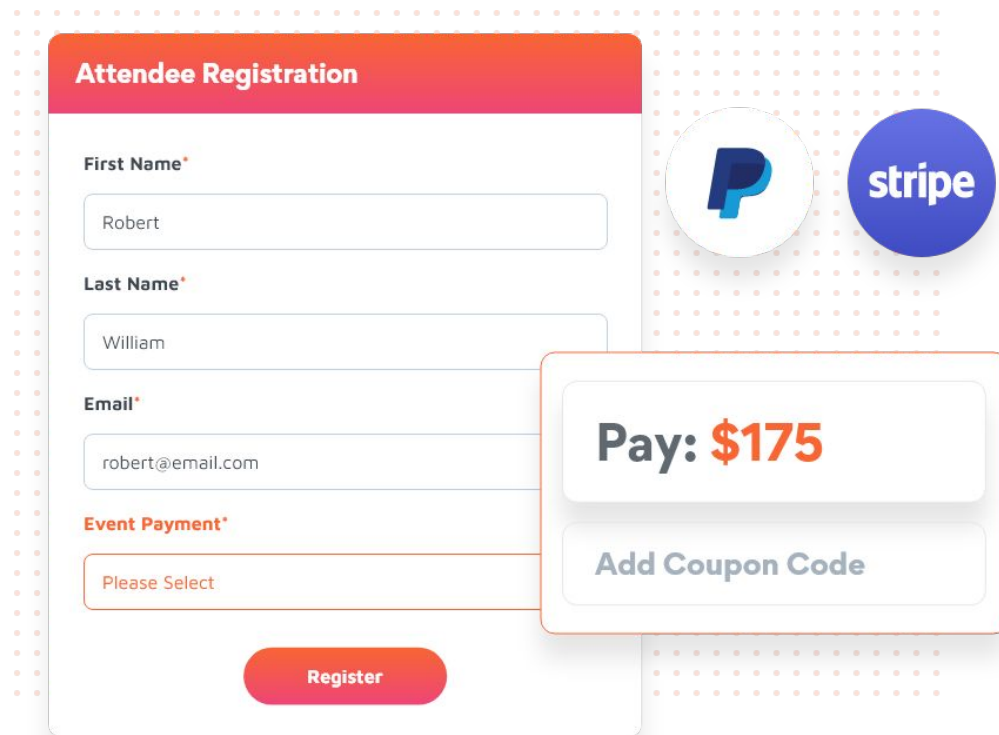
## Grant **Exclusive Access** to special virtual spaces based on ticket type

Give your higher-tier attendees a VIP experience by granting them access to exclusive virtual lobbies, halls & lounges.

They can sign up for sessions of their choice and receive exclusive access.

# Collect Payments at the time of Registration

We enable payment integrations with PayPal & Stripe to collect registration fees from your participants.



The image shows a registration form titled "Attendee Registration" with a red header. The form contains the following fields:

- First Name\***: Input field containing "Robert".
- Last Name\***: Input field containing "William".
- Email\***: Input field containing "robert@email.com".
- Event Payment\***: A dropdown menu with the text "Please Select".

At the bottom of the form is a red "Register" button. To the right of the form, there are two circular logos: a white circle with a blue "P" (PayPal) and a blue circle with the word "stripe" in white. Overlaid on the right side of the form is a white box with a red border containing the text "Pay: \$175" in large orange font, and below it, a button labeled "Add Coupon Code".

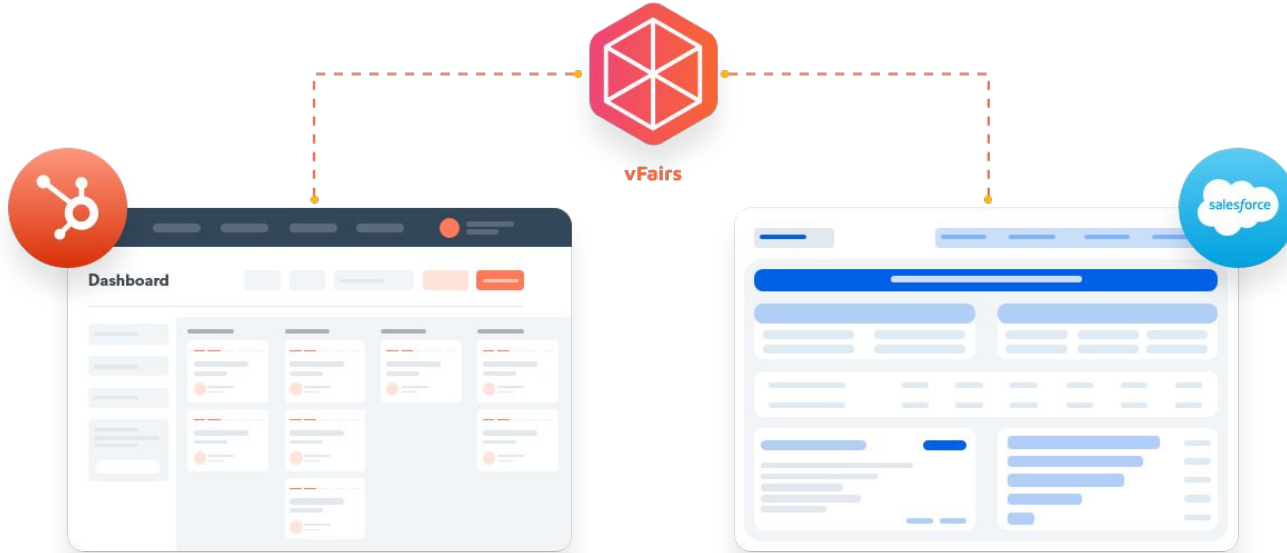




PRE-EVENT  
INTEGRATIONS

# CRM Integration through Zapier

Push registration data to CRMs like Hubspot, Salesforce and Pipedrive etc





PRE-EVENT

# VIRTUAL CONFERENCE SET UP

# Wow Audiences with 3D Exteriors


Use our design services to build immersive 3D Exterior designs that can be matched with any real location you plan to simulate.

[View Design Library](#) 



## Greet visitors with 3D avatars

Have a 3D avatar welcome incoming attendee as they login and orient them to set them up for a delightful experience.



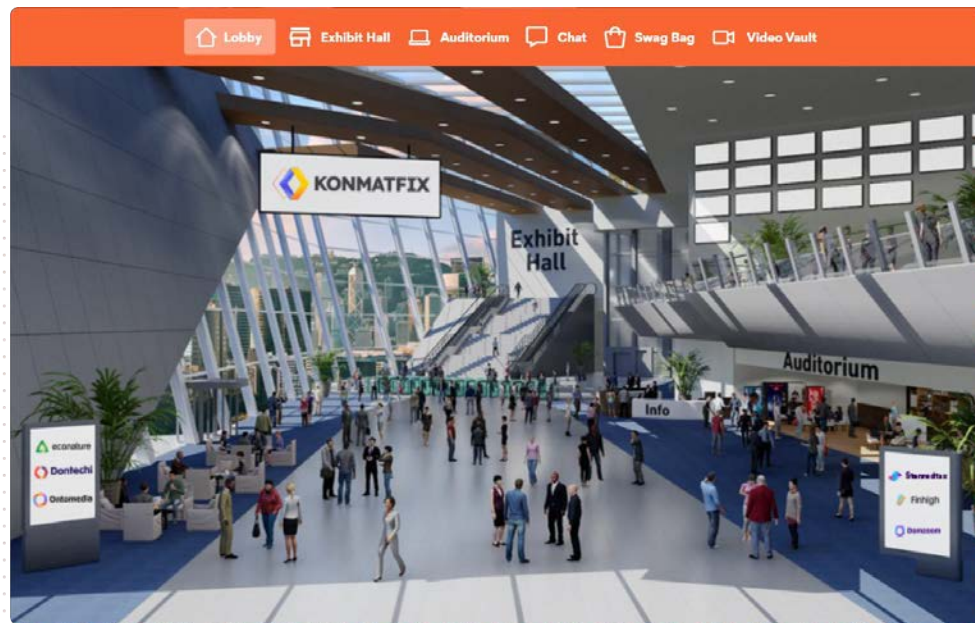
## Include Custom Booth Avatars

All virtual conferences have the capability to incorporate diverse and custom Avatars based on your requirements.

## Land a great first impression with a beautiful Virtual Lobby

After logging in, users arrive at a 3D photorealistic lobby from where they can navigate to other parts of the event.

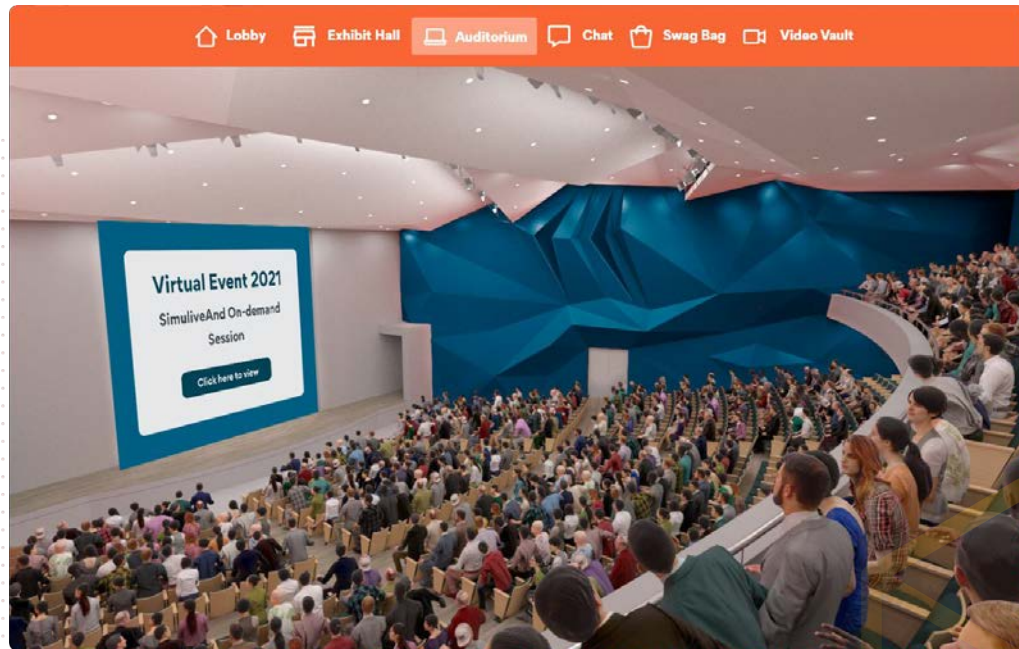
[View Design Library](#) 



# House all your sessions in a stunning Virtual Auditorium

The auditorium hosts the agenda & schedule and serves as a launchpad for attendees to join webinars.

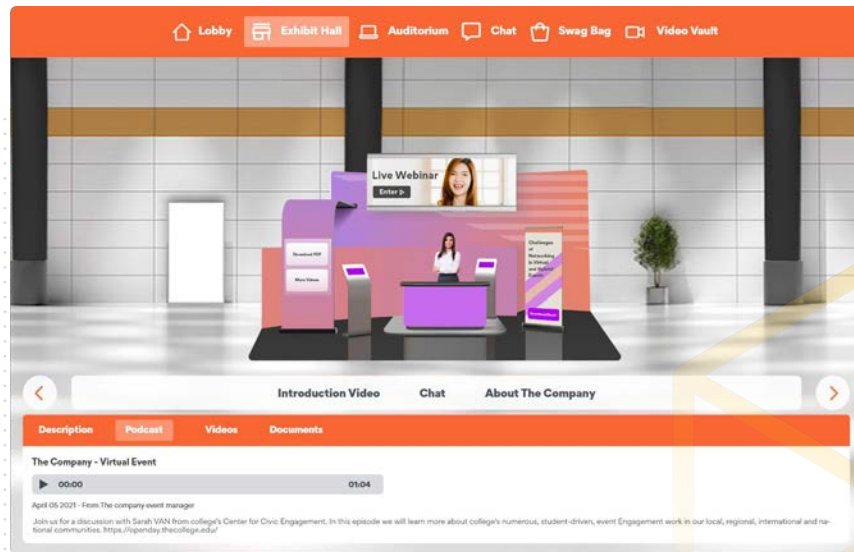
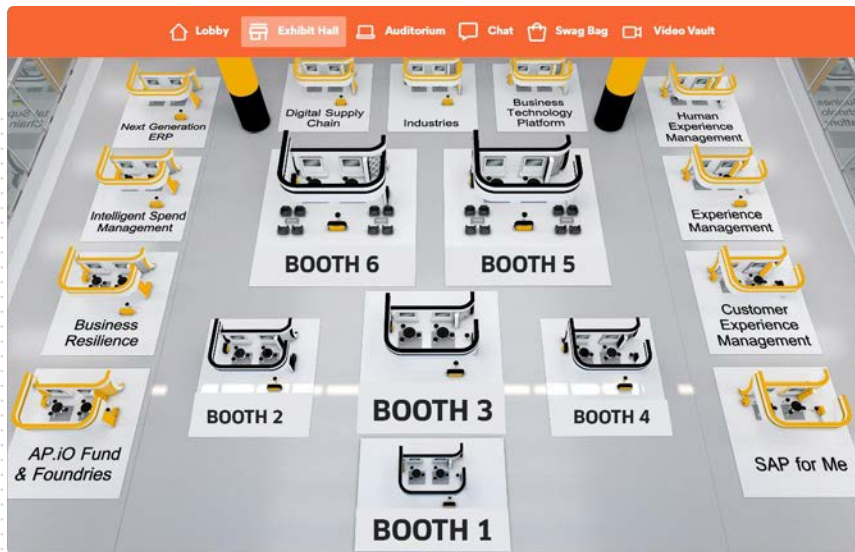
[View Design Library](#) 





# Host multimedia content in Interactive Virtual Halls & Booths

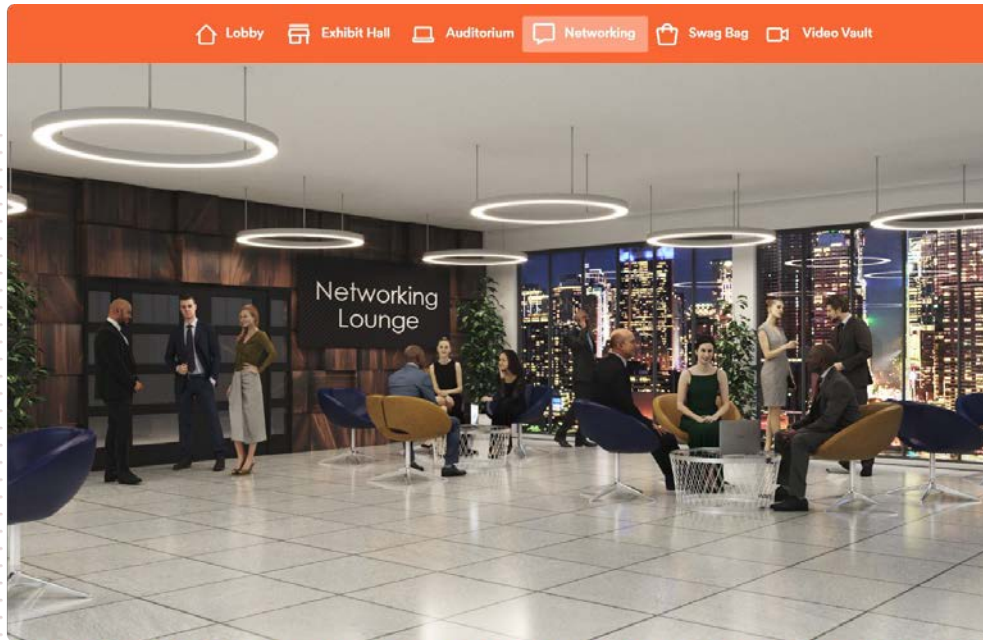
Use our collection of overhead & scrolling hall templates & booth designs to architect a delightful attendee experience. Host videos, banners, podcasts, presentations & more on each virtual booth.






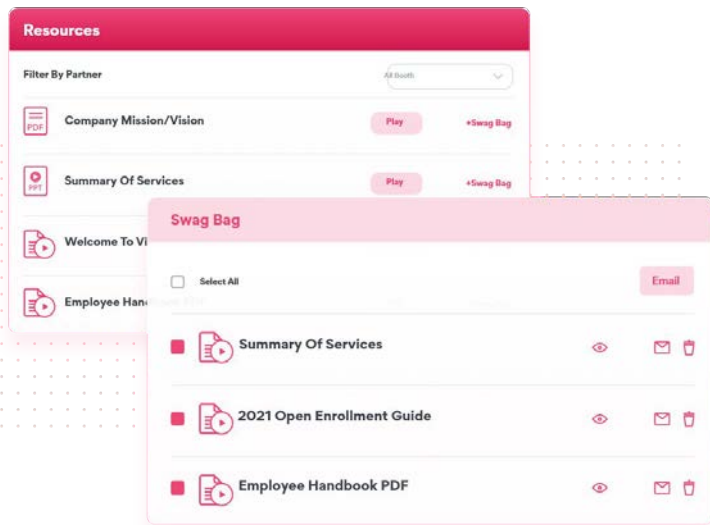
# Facilitate conversations with Networking Lounges

There can be a networking lounge or rooms with various chatrooms to allow for knowledge exchange and networking.



# Provide a Help Desk

Provide a Help Desk to support participants with trouble access to platform and platform navigation, in addition to any other support required.



# Share access to documents using an event-wide Resource Directory

Add documents, videos and content of other types in a searchable resource library that will be available for all participants to browse.

# Use Self-Service Event Builder tools to make changes on the fly

Want to take control of the wheel? Login to our intuitive event builder backend and instantly modify landing pages, session schedules, webinars, chatrooms, booths & much more.

The screenshot displays the 'Landing Page Agenda' configuration interface. On the left is a dark sidebar with navigation options: Event Settings, Webinar, Webinar Listing, Webinar Groups, Landing Page Agenda (highlighted), Agenda Templates, Reports, Booths, Forms, New Chat, Content, Users, Payment Setup, and Translations. The main content area is titled 'Landing Page Agenda' and contains three sections:


- Landing Page Agenda - Generator**: Includes 'Adding/Editing Webinar Sessions' (with a note that sessions can be managed from the 'Webinars' page) and 'Control What Sessions Get Displayed' (with a note to select webinar groups to show in the agenda).
- Agenda Design**: A dropdown menu currently set to 'Agenda Design 2 With Speaker Bio' and a red 'Preview' button.
- Agenda-Preview**: A vertical timeline showing three sessions for 2020-03-03:
  - 13:02:00: Keynote: Virtual And Hybrid Conference For Enterprises
  - 13:18:25: Future Of Virtual Conference And Hybrid Events
  - 13:18:25: Virtual Technologies - Hybrid Conferences 2021
  - 13:18:25: Innovations In Virtual Event Platforms And Hybrid Event PlatformAt the bottom of the preview are 'Copy HTML Code' and 'Save' buttons.

# Give exhibitors an easy step-by-step wizard to manage their virtual booths

When you have hundreds of exhibitors attending the event, you can give them a secure link to a booth setup wizard. With that, they can take care of their respective booths & reduce dependency on organizers.

### Circleo Booth 1 | Booth Setup Form Need Help?

- Basic Information
- Booth Graphics
- Content Links
- Document/Videos
- Booth Rep Account
- Review/Finalize




#### Tell Us More About Your Booth

Booth Name Upload Company Logo

Drop Your File Here!

Booth Description



Write Webinar Description...

## Booth Management

With this service add-on, you can save on effort & time with a dedicated support rep who will:

- Liaise with your exhibitors
- Setup all the booths & upload content
- Deliver 1:1 training for all exhibitors






END-TO-END

PROJECT MANAGEMENT

## Dedicated Project Team at your disposal

Each project typically consists of a dedicated project manager, a project coordinator and a shared technical/design team to ensure your event goes smoothly.








## Receive 1:1 Personalized Trainings

We provide complete training of platform interface, back-end management, and event set up from start to finish.

# Learn the vFairs platform with ease using our **User Guides & Tutorials**

We provide video recordings, detailed step-by-step instructions, and live conference calls to walk you through the solution. Got a question? Our super-responsive project team is just an email away.

**User Guides / Tutorials**

-  [How To Setup Event - Video Guide](#) Play
-  [Booth Creation - Complete Guide](#) Play
-  [How To Invite Booth Managers](#)
-  [Setup Networking/Chat Settings](#)
-  [Event Reporting - Video Guide](#)





## Enjoy a stress-free virtual conference with our 24/7 Live Chat Support service

Our project team & customer support team will have your back from the time the virtual doors open till the official closing time.



# DURING-EVENT FEATURES



VIRTUAL EXPERIENCE



ENGAGEMENT



WEBINARS



GAMIFICATION



CHAT & NETWORKING



MANAGED SERVICES



DURING-EVENT  
VIRTUAL EXPERIENCE

## Craft a unique visual experience with Custom Virtual Designs

We offer custom design modelling services to enable you to create an impressive virtual environment that best matches your event's nature and audience.


[View all our design template options](#) 

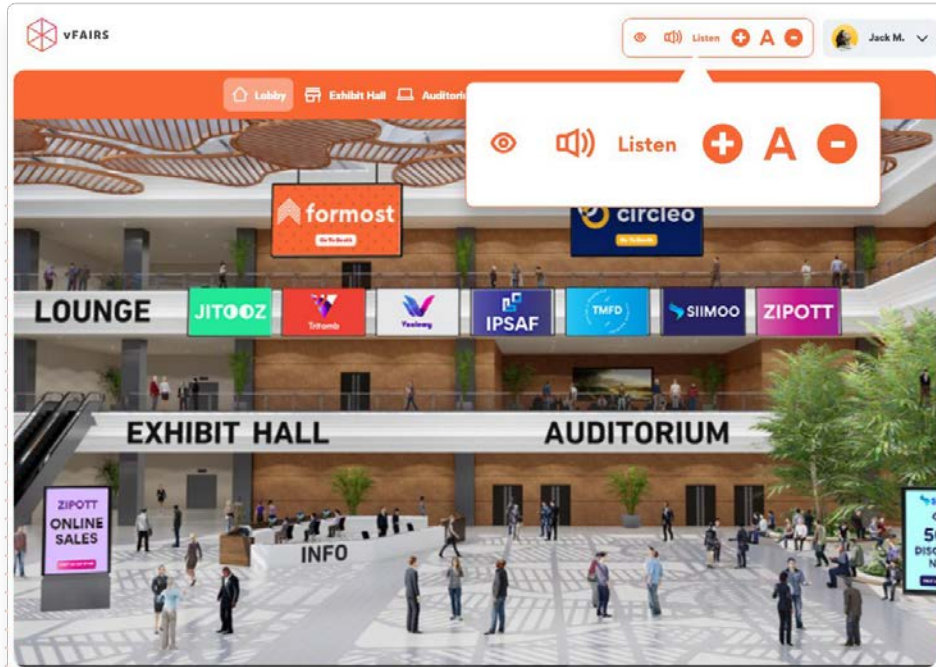


## Offer a variety of placements for Sponsors

All virtual spaces including lobbies, halls, booths, gamification pages etc. support sponsorship placements to ensure you deliver maximum value to them.

[Learn more about Sponsorship Options](#) 



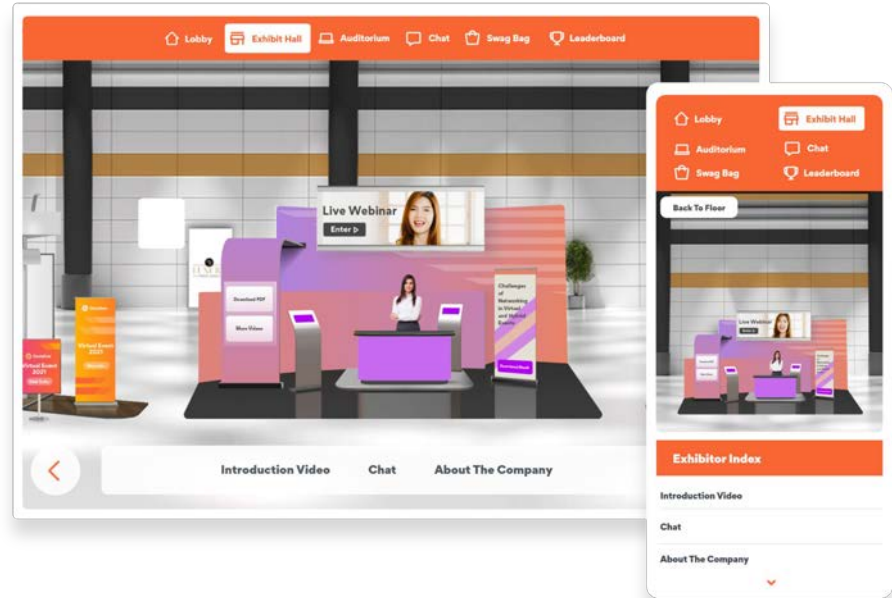


## Support differently-abled attendees with ADA compliance

Users with vision and hearing impairments can navigate the virtual event platform using voice, screen readers and other assistive technologies.

# Deliver a seamless on-the-go experience with a **Mobile Responsive** interface

All virtual conferences running on the vFairs platform have a mobile-friendly version of the event, giving your attendees a delightful on-the-go experience.



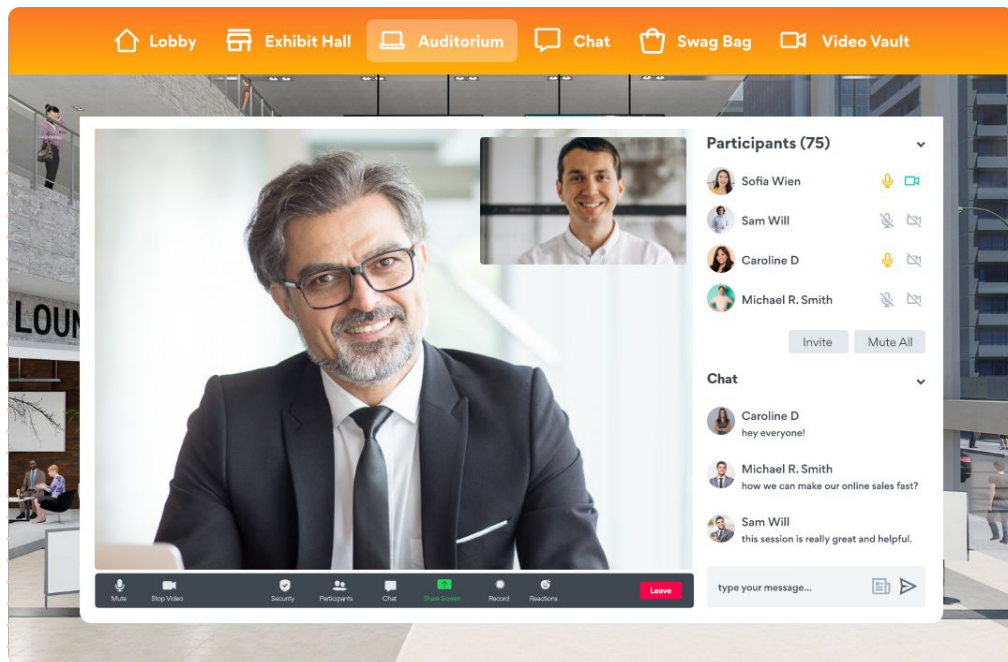


# DURING-EVENT WEBINARS



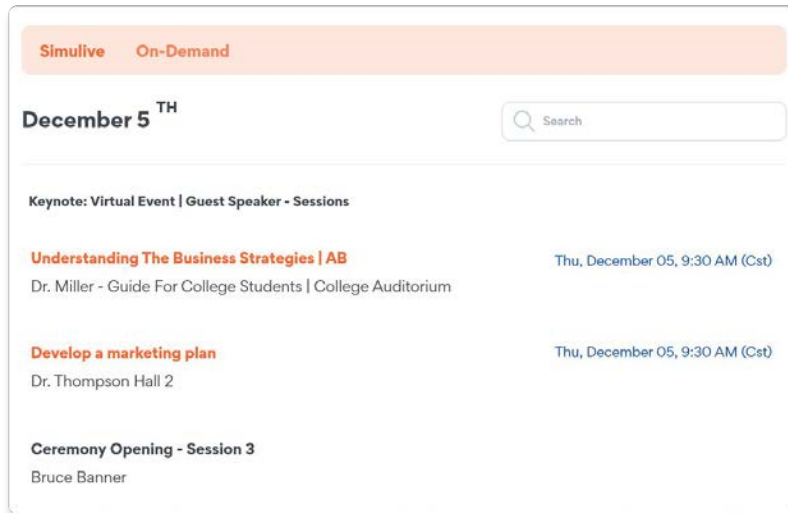
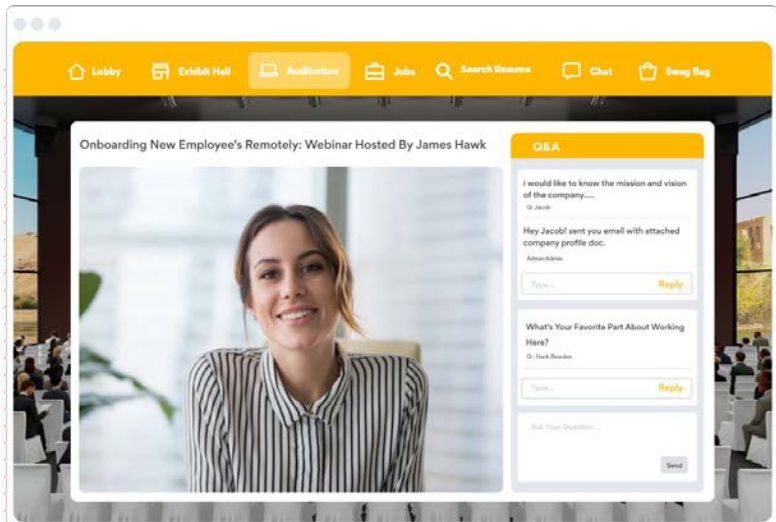
# Host Live Webinars

Give your speakers/hosts a platform to deliver keynotes, present slides and conduct engaging sessions with multiple panelists.



## Deliver Concurrent Sessions

Offer multiple session tracks that run in parallel allowing you to pack more content in a smaller time frame.

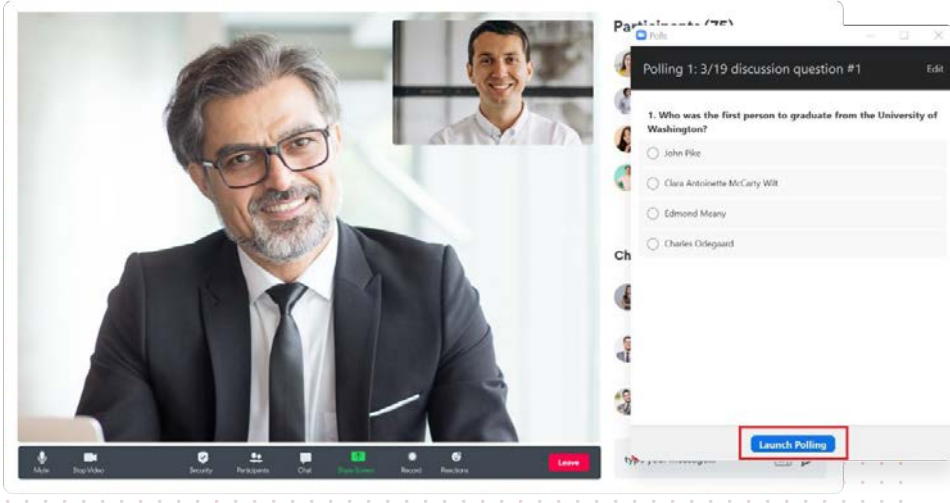
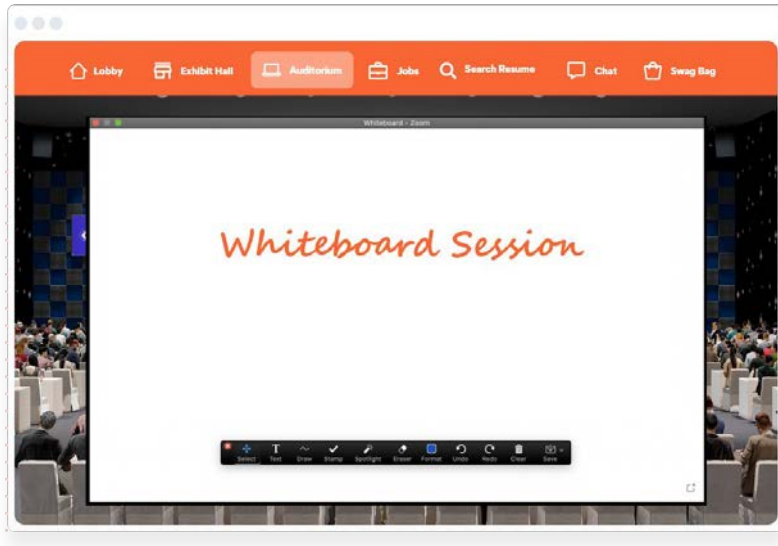


## Run Semi-live Webinars

In case your speakers can't deliver their session live, you can capture pre-recorded videos and run them like a live webinar during your conference at a scheduled time. This affords you massive flexibility in your agenda.

## Run Live Polls during webinars

Have presenters and event staff capture opinions and feedback in real-time with an in-webinar poll.



## Enable presenters to express themselves with a Whiteboard

Presenters can start a whiteboard session and then invite others for collaboration.

# Host Q&A Sessions during webinars

Allow attendees to ask questions that presenters or moderators can respond to in real time.

The screenshot shows a webinar interface with a navigation bar at the top containing icons for Lobby, Exhibit Hall, Auditorium, Jobs, Search Resume, Chat, and Swag Bag. The main content area features a video of a presenter, James Hawk, with his hands clasped. To the right of the video is a Q&A panel with the following content:

**Q&A**

I would like to know the mission and vision of the company.....  
Q: Jacob

Hey Jacob! sent you email with attached company profile doc.  
AdminAdmin

Type... [Reply](#)

What's Your Favorite Part About Working Here?  
Q: Hank Riordan

Type... [Reply](#)

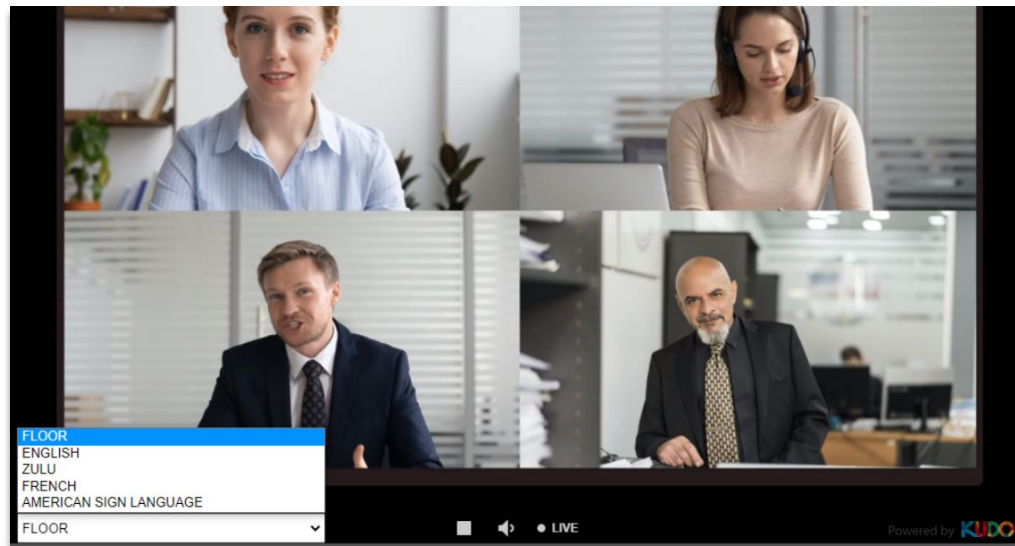
Ask Your Question... [Send](#)

The screenshot shows a Slido Live Polling interface. The poll title is "What Was The Most Popular Course In Engineering?". The results are as follows:

Course	Percentage
Algos 101	58%
Materials 241	20%
Cyberhacking 221	12%
Crypto 101	10%

## Deliver Multi-lingual Webinars

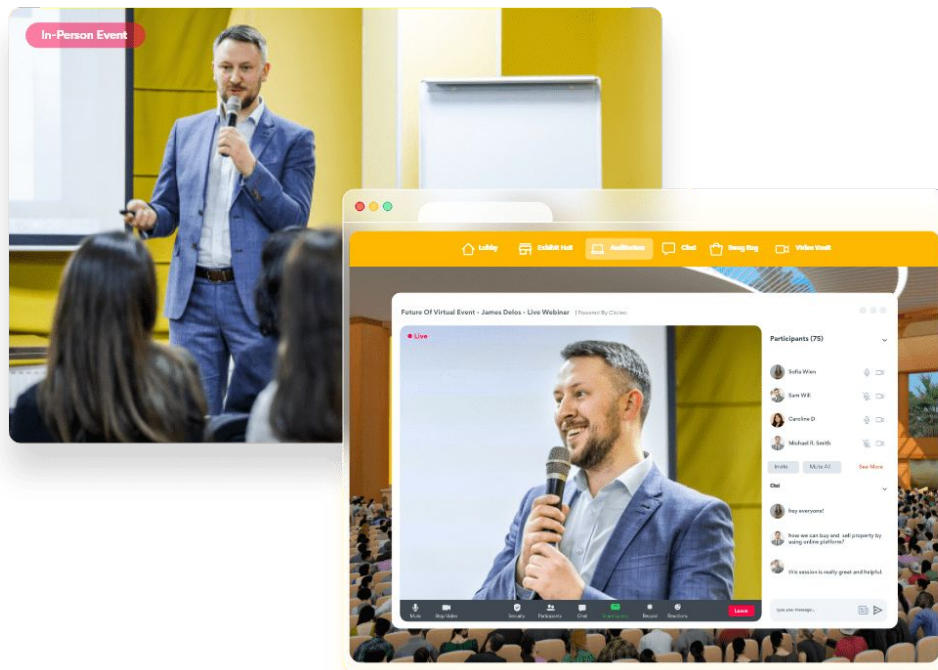
With our KUDOWay & Interprefy integrations, organizers will be able to conduct webinars and meetings with real-time translation into multiple languages.



## Host a Live Stream

Broadcasting in real-time from a physical venue? We got you covered. All we need is a live stream embed code from your video production partner and we'll surface it in your virtual conference.

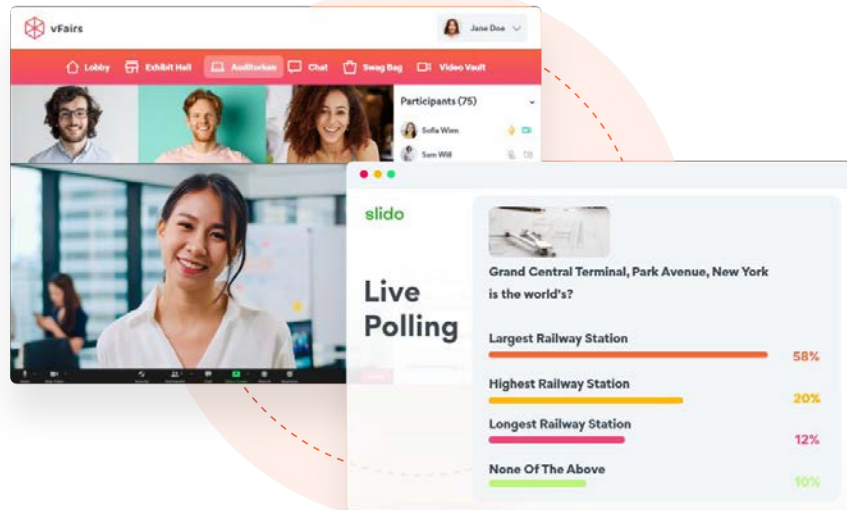
[Learn about our hybrid event capabilities](#) 





## Run Slido Polls & Quizzes

Leverage the Slido integration to collect feedback, host quizzes and run effective Q&A - all within the vFairs event experience.



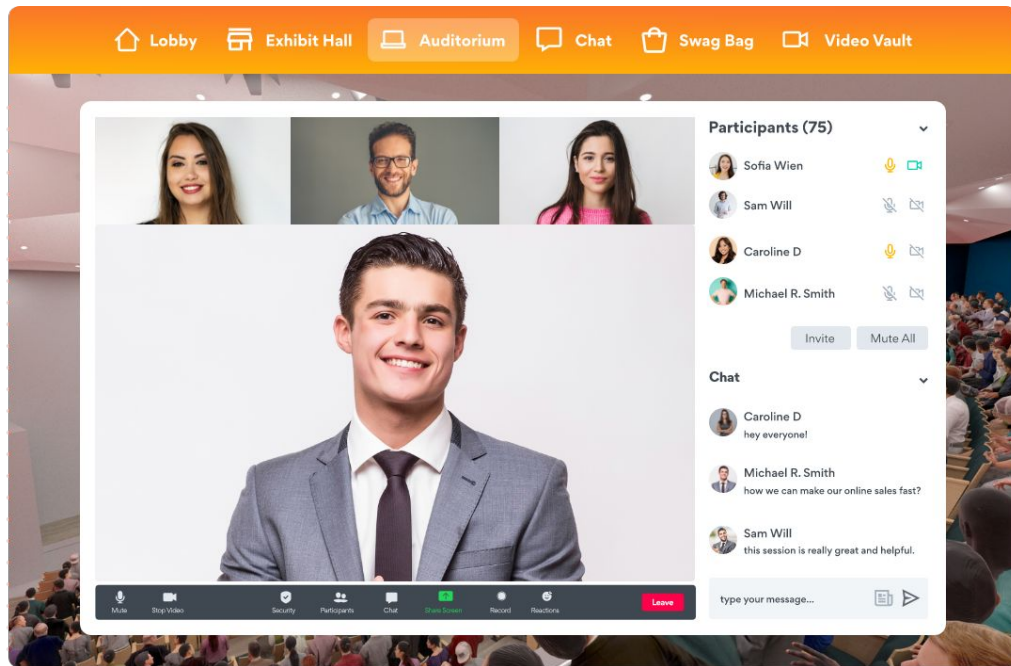
## Extend the reach of your live stream with Restream simulcast

Restream is a webinar platform that gives you creative control on video production while broadcasting your video feed to several social media platforms simultaneously e.g. Facebook Live, Instagram Live, Youtube Live & more.

# Embed all the capabilities of Zoom within your event

Deliver a seamless experience to attendees with our embedded Zoom module. They'll never have to open another window.

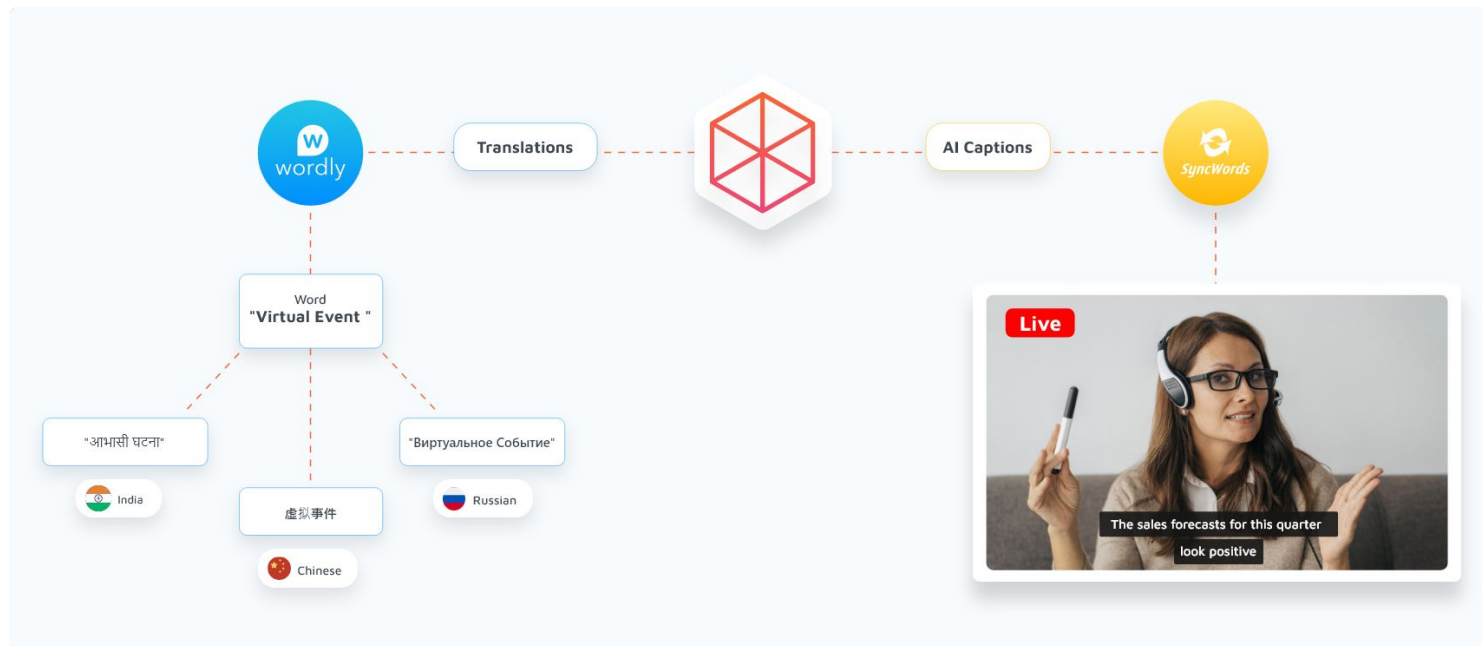
[Watch how Embedded Zoom works](#) 





# Offer a personalized experience with multilingual closed captioning

Use our Wordly plugin to allow attendees to view real-time captions in their language of choice.




# Personalize the attendee experience with an Agenda Builder

Allow attendees to customize their experience by selecting webinars & sessions they are interested in, and limiting notifications to only those agenda items.

The screenshot shows a user interface for a webinar agenda. At the top, there are two tabs: 'My Schedule' and 'Main Agenda'. Below the tabs is a search bar. The first item is 'Optimizing Your Fundraising in a Post-COVID World' by James Dean, Mintosha. It has an 'Add to My Schedule' button and a 'Play' button. The second item is 'Lessons from Football on the Power of Teams' by Will Smith, The A Team. It has a 'Remove from My Schedule' button and a 'Play' button. Both items have an 'Add to Calendar' button.

**My Schedule** **Main Agenda**

Optimizing Your Fundraising in a Post-COVID World [Add to My Schedule](#) [Play](#)


 James Dean, Mintosha

Data from multiple independent sources suggests that while some traditional fundraising channels are being negatively impacted by social distancing requirements, digital fundraising is surging! Is your organization benefiting from this emerging trend? If not, how can you quickly adapt your strategy for this digital transformation?

This presentation will illustrate with hard data --not opinions-- what other organizations are doing, how donors are responding, and what you can do today to optimize your website to take advantage of this opportunity.

[Add to Calendar](#)

Lessons from Football on the Power of Teams [Remove from My Schedule](#) [Play](#)

 Will Smith, The A Team

Former Denver Bronco Reggie Rivers shares lessons from the NFL about how teamwork can transform a "group" of people into a "team" of people. That simple shift can dramatically increase your fundraising totals.

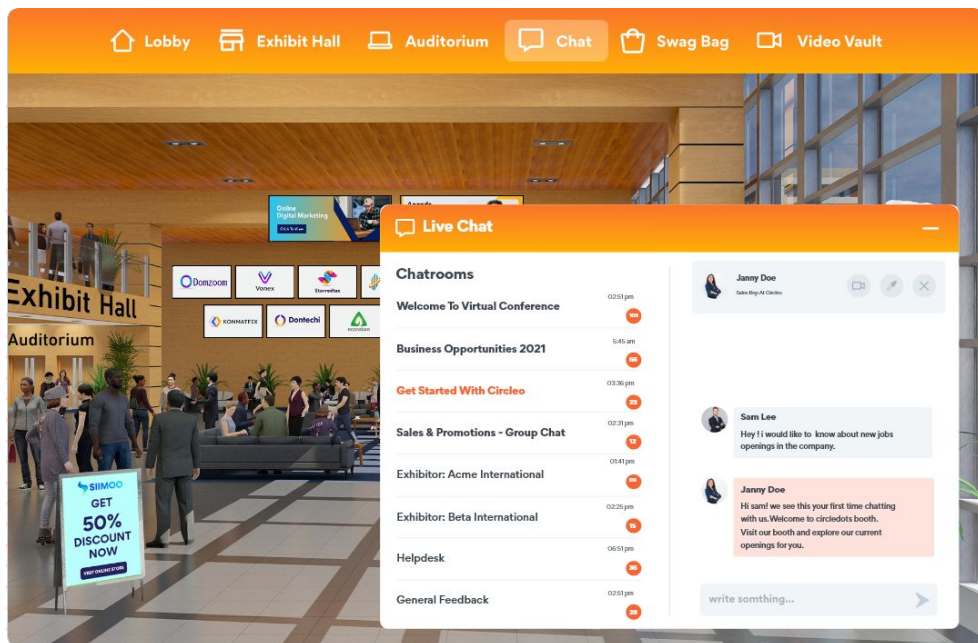
[Add to Calendar](#)



DURING-EVENT  
CHAT & NETWORKING

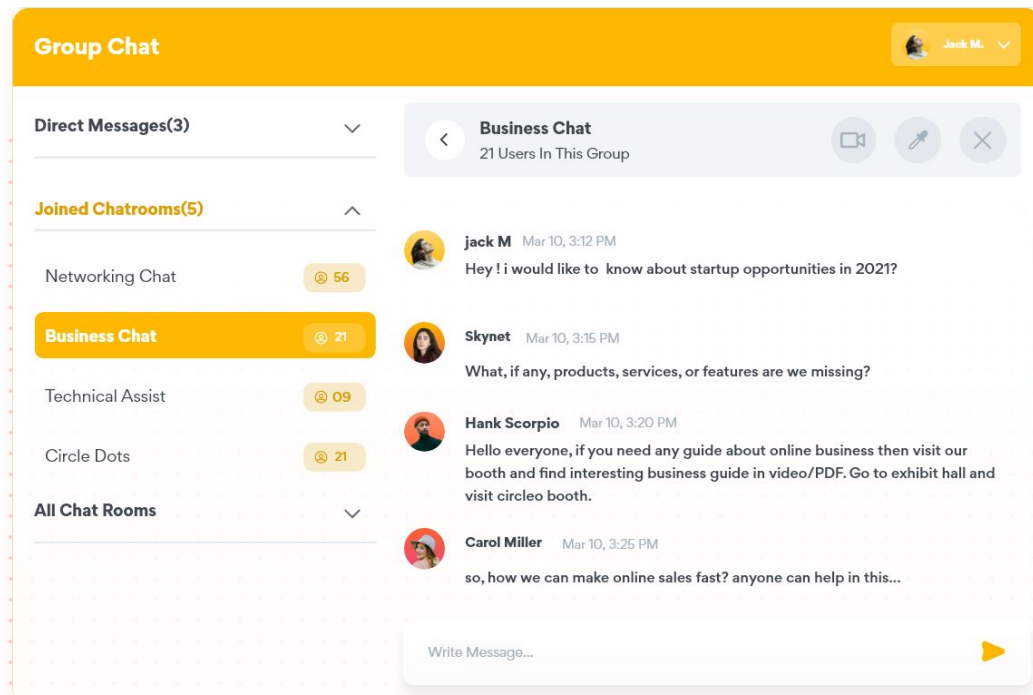
# Ease networking with Embedded Live Chat

Enable participants to keep the conversation going with a chat bar that is embedded across the virtual conference.



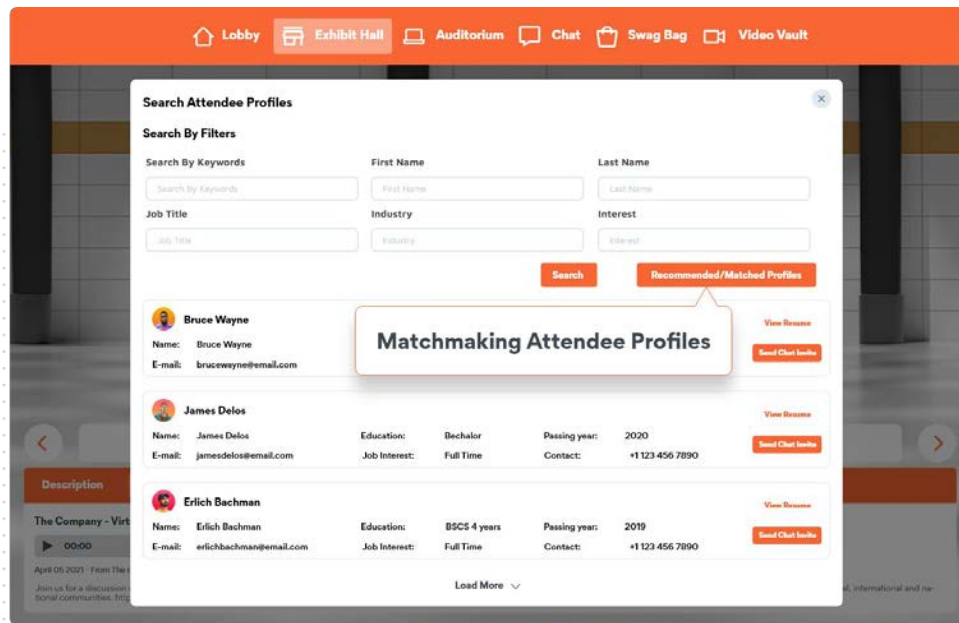
# Get the community conversation going with Group Chat

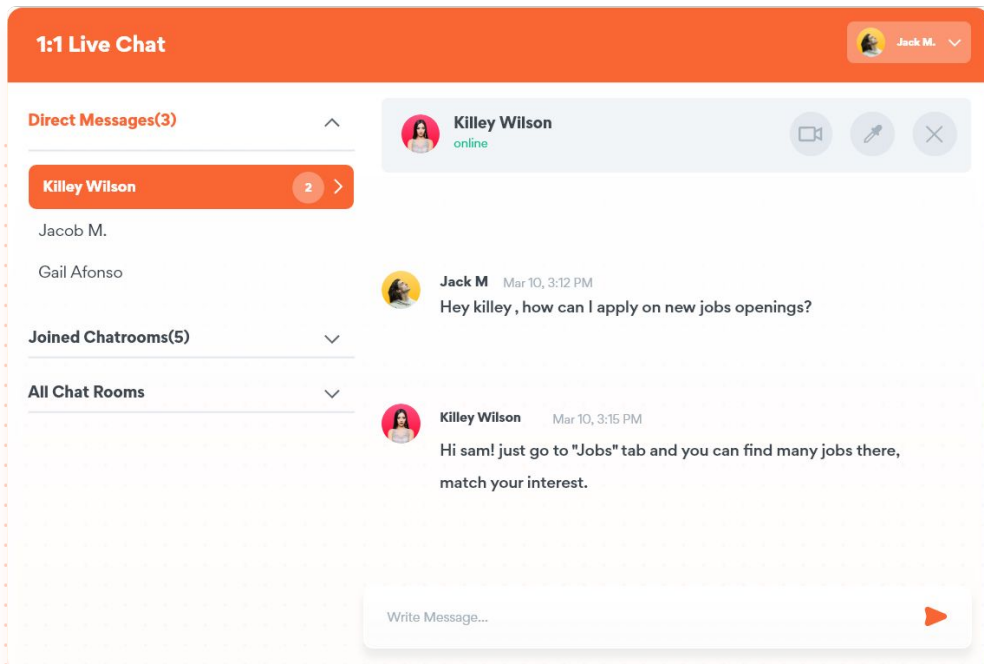
Using group chat, multiple attendees can interact with exhibitors & admins through text chat.



# Enhance your network: Matchmaking for all attendees

Find recommended profiles to connect with based on your profile and meet new people.





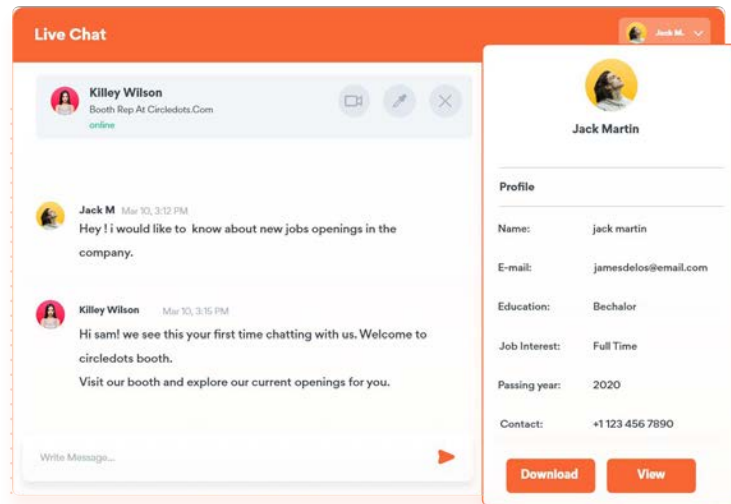
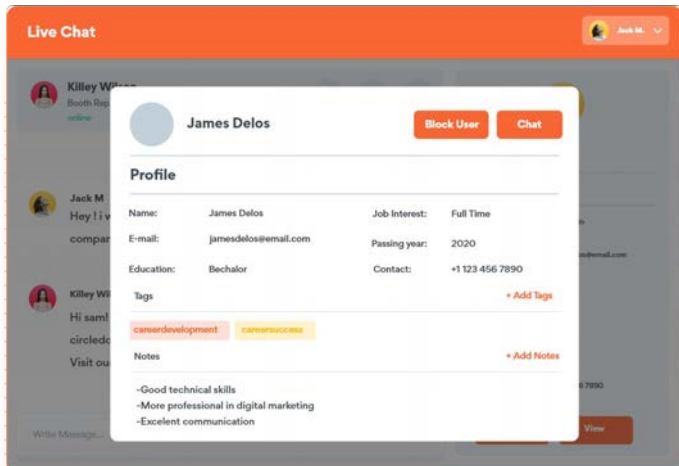
## 1:1 Private Chat (over text, audio & video)

Representatives and attendees can also get into a private 1:1 discussion over text, audio and video chat.

# Understand who you're chatting with Profile Views

Attendees and exhibitors can view certain registration data alongside the chat to learn more about who they're talking to.

Allows you to connect delegates, expand networks, and exchange business cards during your virtual conference.



# Save conversation highlights by adding Notes & Tags

Retain the context of the chat by adding notes and tags to the chat which can later on be exported with chat transcripts.






## Enable attendees to book appointments with exhibitors ahead of time

Attendees can view the schedules of exhibitors and seamlessly reserve a meeting with them for the best available time.

### Reserve A Chat Slot

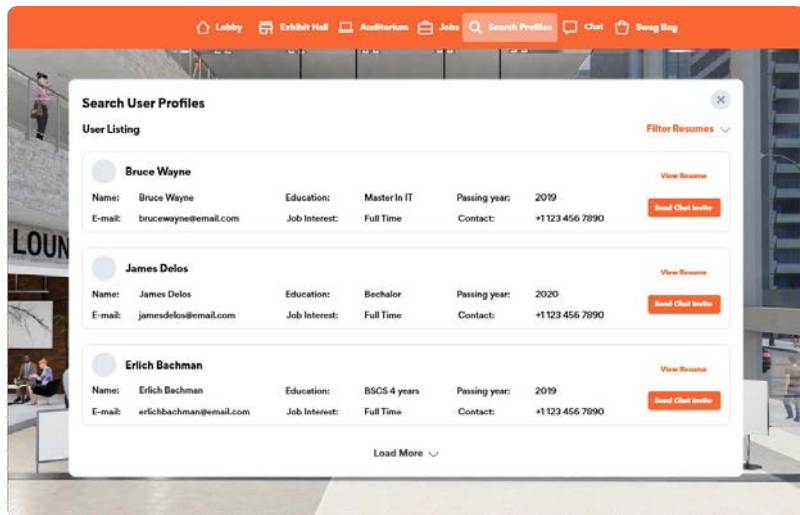
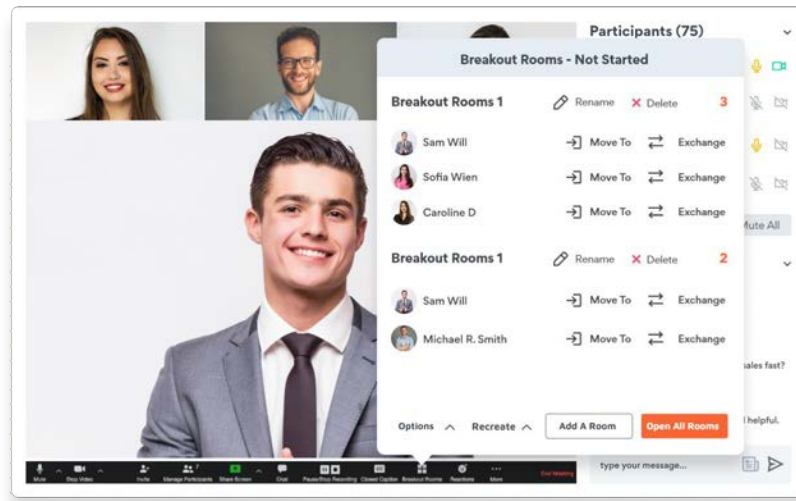
#### Available Meeting Slots

**24 JANUARY** < 10:00 10:30 11:00 11:30 12:00 >

 <b>Barb Dwyer</b> Booth Rep	Reserved	Available	Available	Available	Available
 <b>Cliff Hanger</b> Recruiter	Available	Available	Available	Available	Available
 <b>Robin Banks</b> Recruiter	Available	Available	Available	Available	Available

# Divide audiences into smaller groups with Breakout Rooms

Moderators can use breakout rooms to increase collaboration & involvement by conducting activities in smaller group sizes.

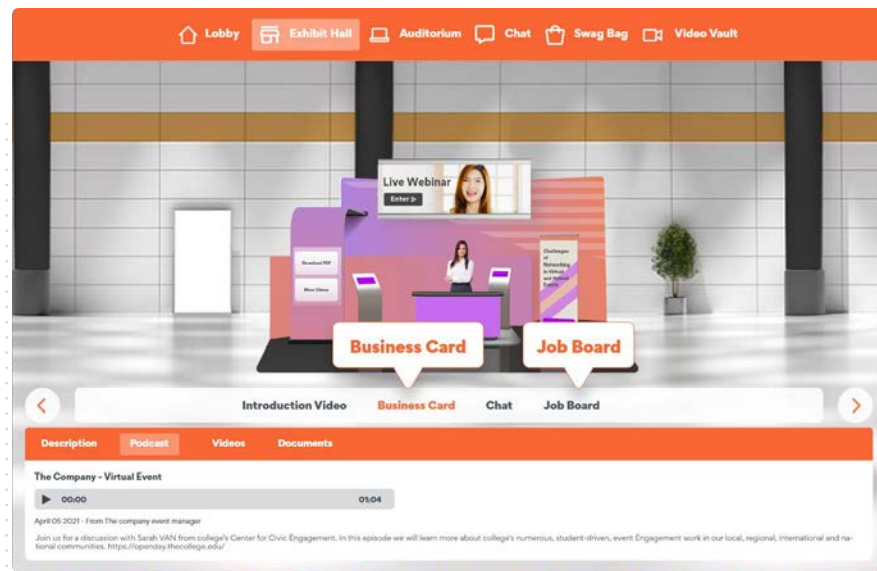
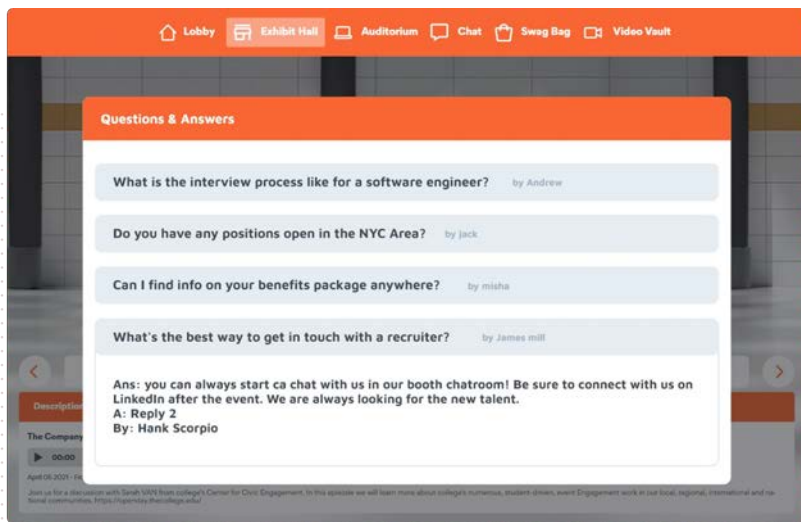


# Help participants find people of interest with Profile Search

Attendees & exhibitors can look for like-minded individuals using various search filters & invite them directly to chat conversations.

# Drop Your Business Card

Connect with the people of your interest and share your business card to build a long lasting network.



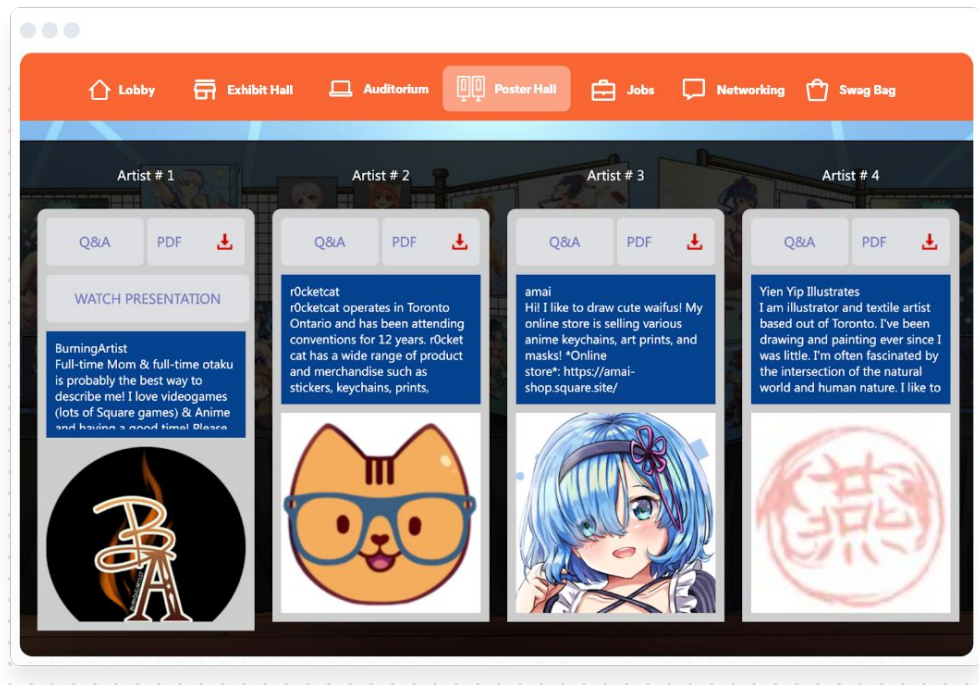
## Host Moderated Chat

Publish chat messages for public viewing only after they have been vetted by moderators.

# Enable exhibitors to present research, art & data with Poster Sessions

Provide exhibitors a dedicated hall to host posters & graphics. Attendees can click through to expand these resources and then learn more by interacting with representatives via chat.

Showcase your products, in-depth catalogs, and brochures - all free of hassle.

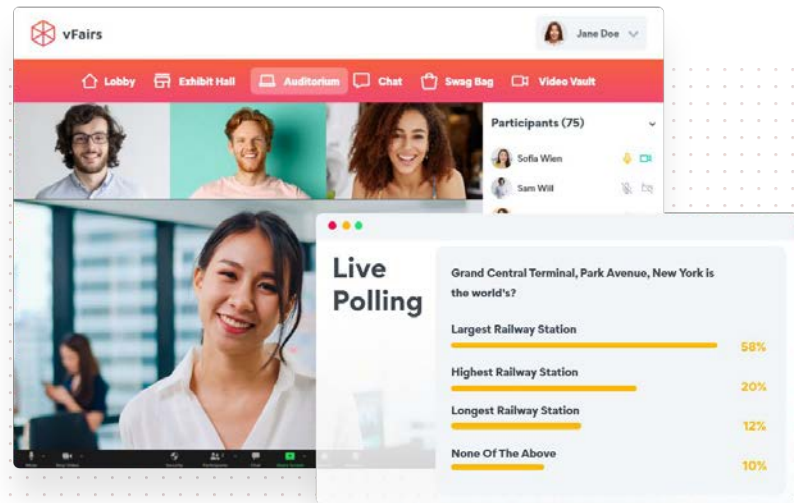
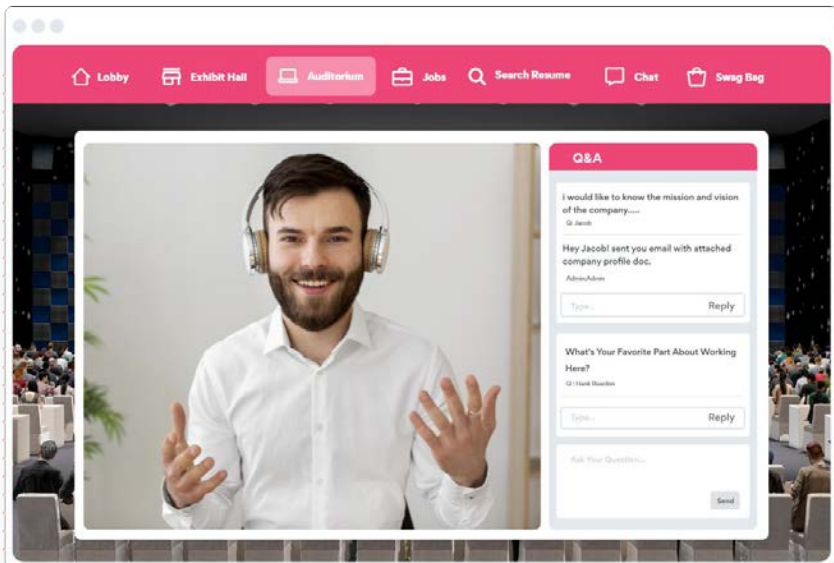




DURING-EVENT  
**ENGAGEMENT**

# Let your audience be heard with **Live Polls**

Run live polls with logged in audiences & get instant insights on their opinions.

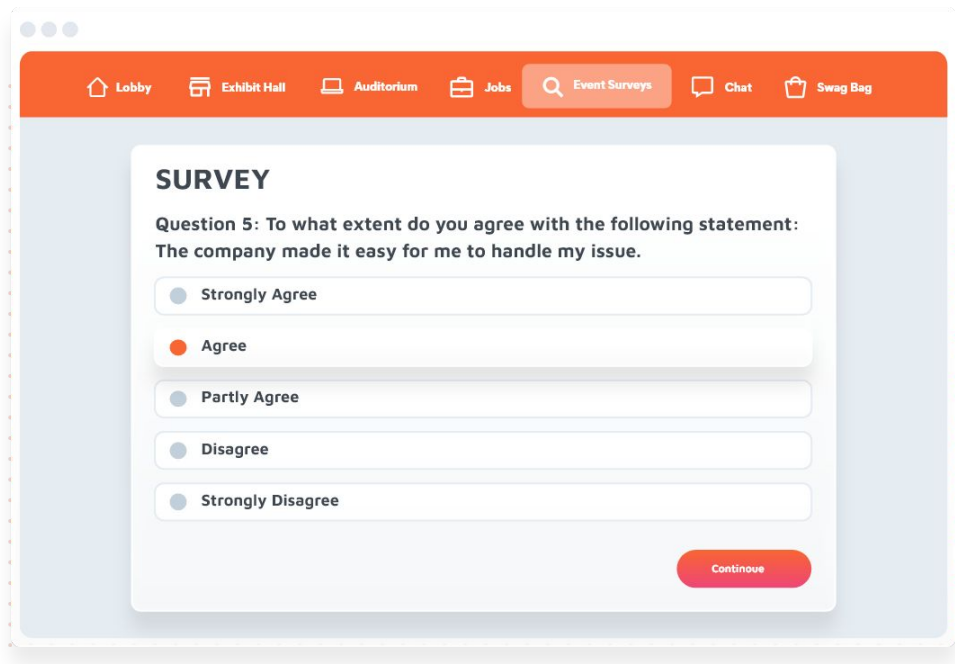


# Host engaging **Q&As**

Enable attendees to post questions to live speakers and get instant responses via chat or video.

# Capture opinions with Embedded Surveys

Create a custom survey & surface it on the main navigation.  
Instantly receive feedback, suggestions & responses.

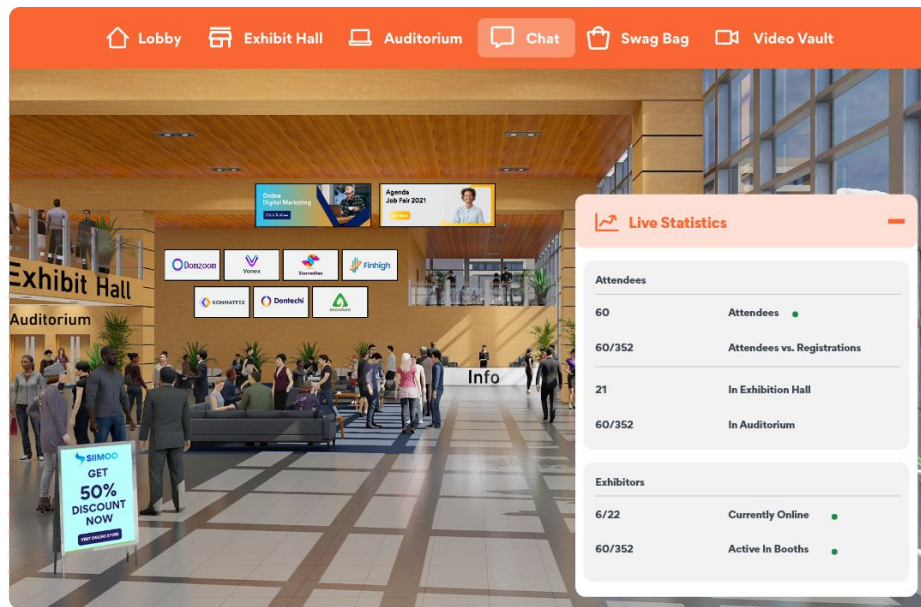


The image shows a screenshot of a website's main navigation bar with an embedded survey. The navigation bar is orange and contains icons for Lobby, Exhibit Hall, Auditorium, Jobs, Event Surveys (highlighted with a magnifying glass icon), Chat, and Swag Bag. Below the navigation bar, a white survey box is displayed. The survey is titled "SURVEY" and contains the following text: "Question 5: To what extent do you agree with the following statement: The company made it easy for me to handle my issue." Below the text are five radio button options: "Strongly Agree", "Agree", "Partly Agree", "Disagree", and "Strongly Disagree". The "Agree" option is selected. At the bottom right of the survey box is a red "Continue" button.



## Display real-time engagement metrics with a **Live Stats** panel.

Let admins & exhibitors gauge the traffic levels on your virtual conference with a live stat panel.





# Auto-Match Attendees based on preferences

Show attendees and exhibitors list of recommended people to network with based on the interests they specify at the time of registration.

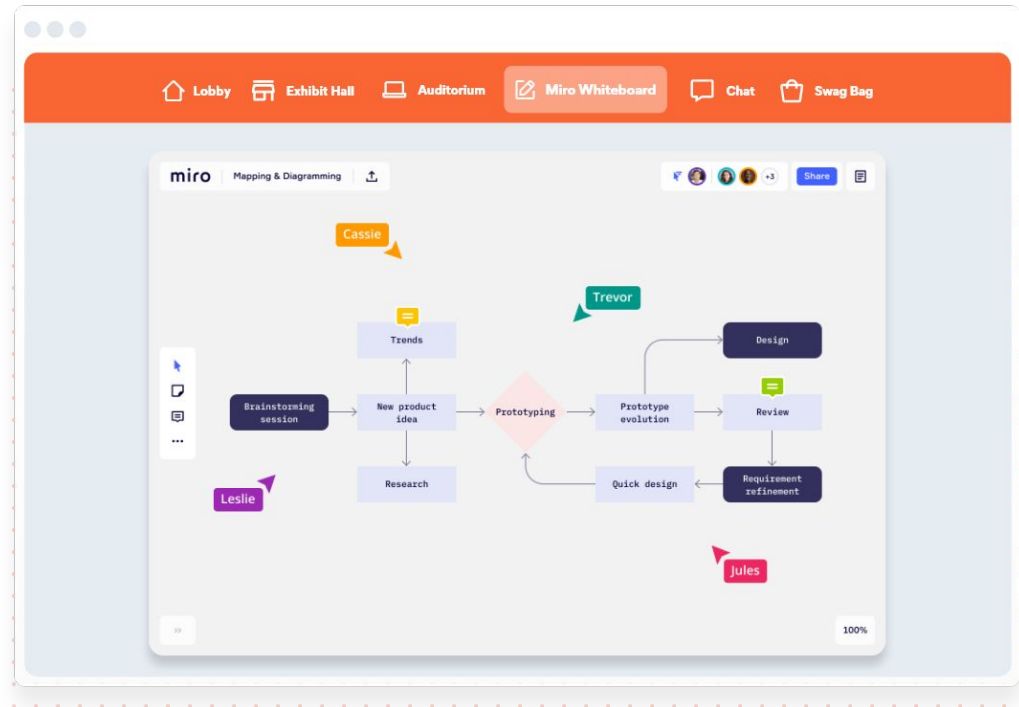
The screenshot displays a web application interface with a navigation bar at the top containing icons for Lobby, Exhibit Hall, Auditorium, Chat, Swag Bag, and Video Vault. A modal window titled "Search Applicants's Resumes" is open, featuring a "Search By Filters" section with input fields for Search By Keywords, Job Title, First Name, Last Name, Industry, and Interest. Below the filters are "Search" and "Recommended/Matched Profiles" buttons. The results section lists three profiles:

Name	Education	Job Interest	Passing year	Contact
<b>Bruce Wayne</b> Name: Bruce Wayne E-mail: brucewayne@email.com	Master In IT	Full Time	2019	+1 23 456 7890
<b>James Delos</b> Name: James Delos E-mail: jamesdelos@email.com	Bachelor	Full Time	2020	+1 23 456 7890
<b>Erich Bachman</b> Name: Erich Bachman E-mail: erichbachman@email.com	BSCS 4 years	Full Time	2019	+1 23 456 7890

Each profile includes a "View Resume" link and a "Send Chat Invite" button. A "Load More" button is located at the bottom of the results list.

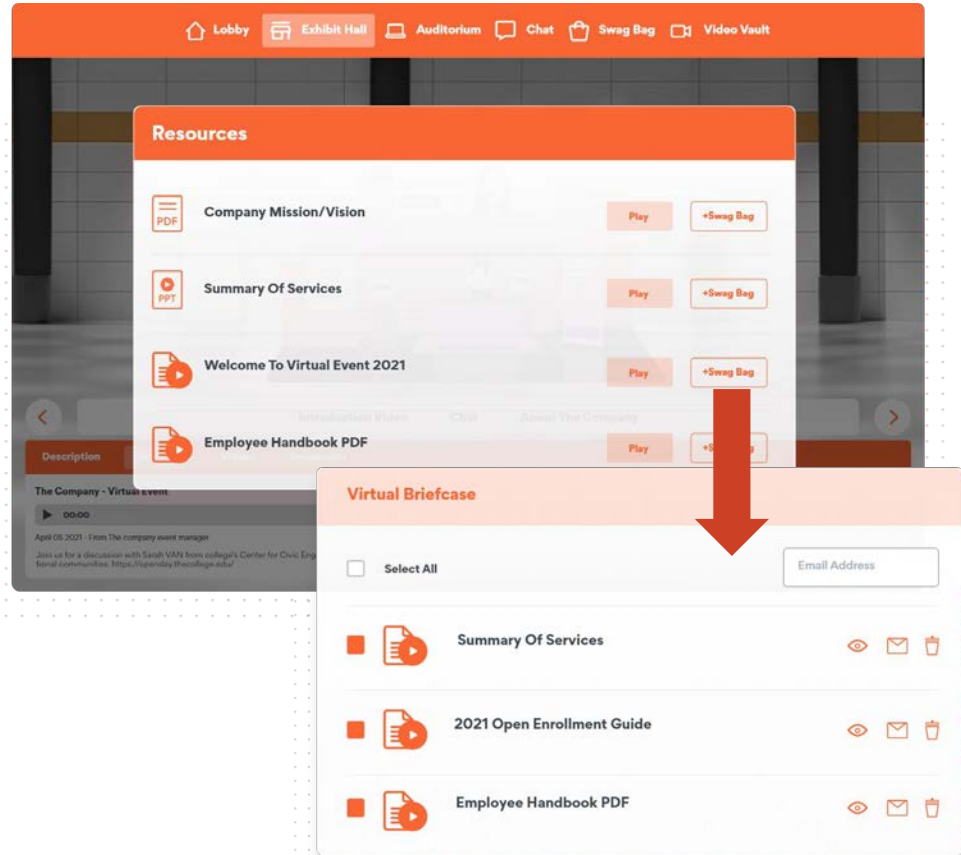
## Collaborate in real-time on a Miro Canvas

Pull in social media posts with specific hashtags from Facebook, Twitter, Instagram & more directly into your event.



# Provide a Virtual Swag Bag for your attendees to collect resources

Attendees can save documents, brochures and presentations to a virtual briefcase for future reference. They can even email them to their inbox for safekeeping.

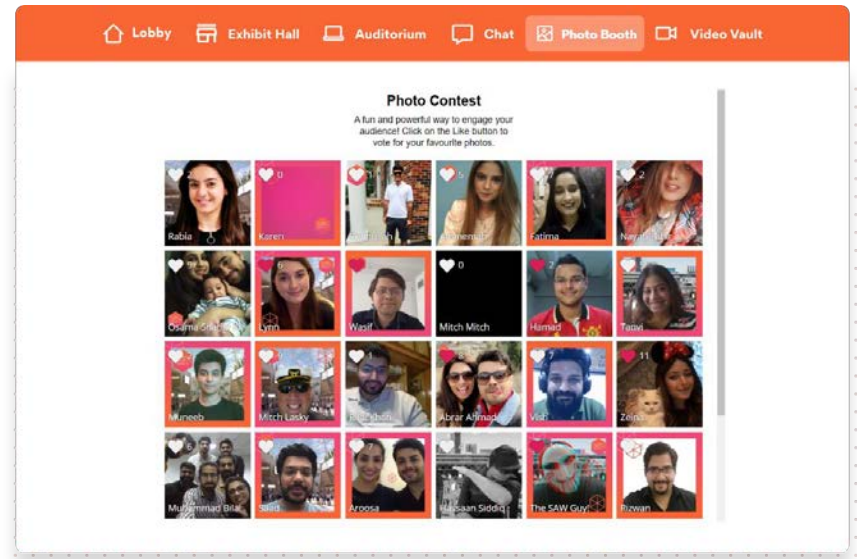
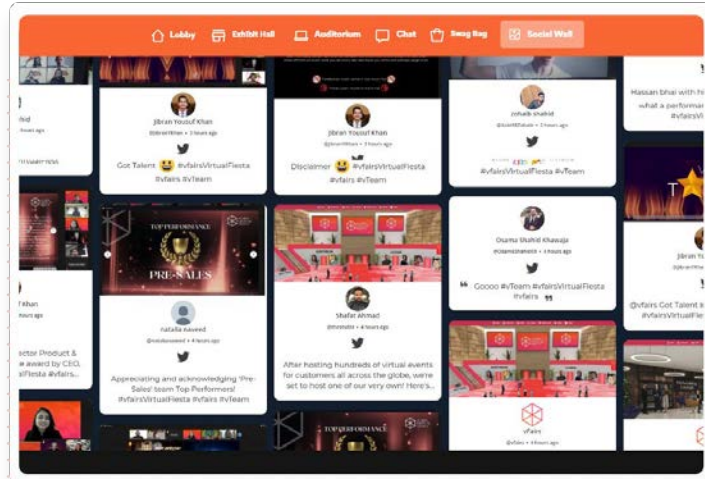




DURING-EVENT  
GAMIFICATION

# Make it memorable with a Photo Booth

Turn up the excitement for attendees by allowing them to take creative selfies & pictures with all sorts of backgrounds & filters.



## View real-time reactions with a Social Media Wall

Pull in social media posts with specific hashtags from Facebook, Twitter, Instagram & more directly into your virtual conference.

## Keep audiences hooked with a Scavenger Hunt

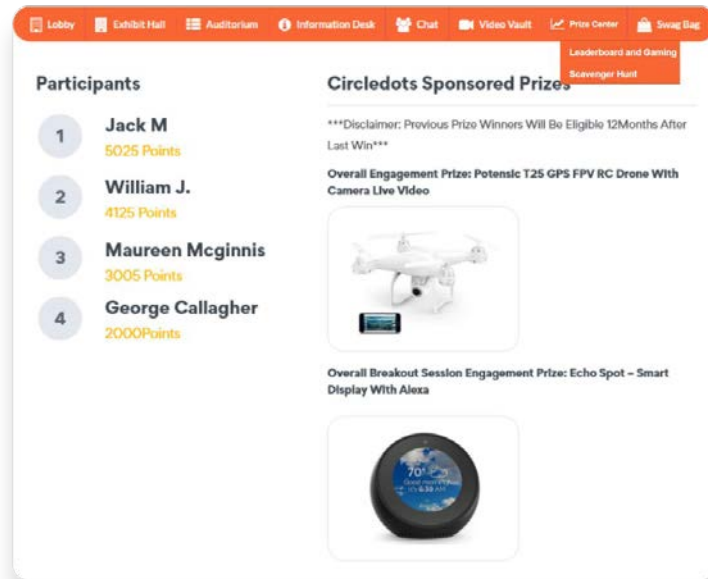
A Scavenger Hunt is where attendees are tasked to find hidden images across the virtual spaces to win points & prizes.

### Find The Hidden Items



## Hike up activity with a Leaderboard

A leaderboard is a gamification tool where points are awarded to attendees based on them conducting favorable actions e.g. attending a webinar, downloading a doc, visiting a booth etc.

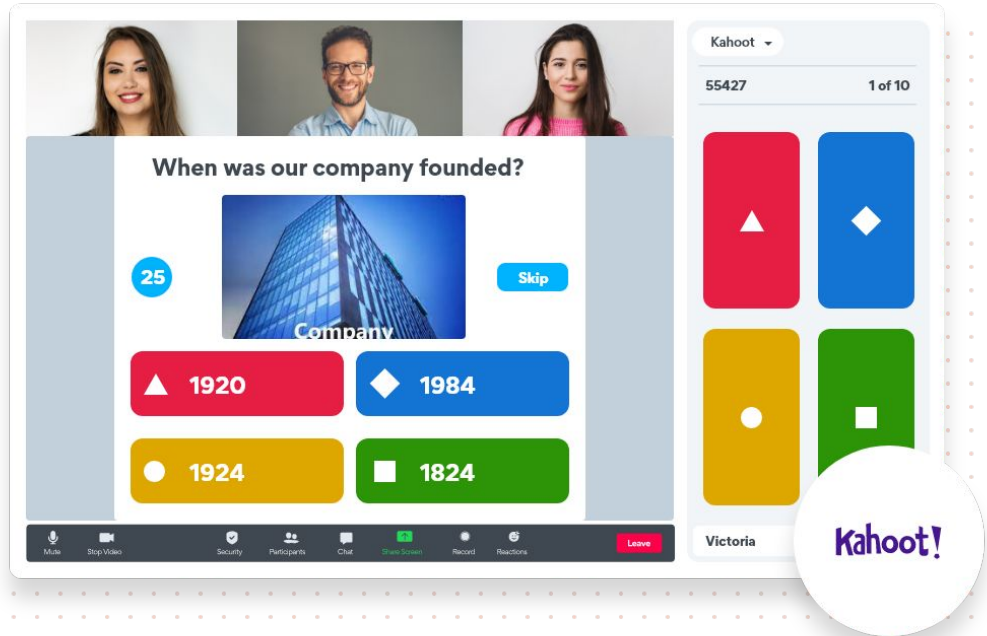


## Test your audience with interesting Trivia

Pop up interesting questions to your audience & quiz them on relevant topics to keep them engaged.

# Amp up the fun with our Kahoot! integration

Play exciting multiplayer trivia and quiz games.







DURING-EVENT  
MANAGED SERVICES

## Booth Management

With this service add-on, you can save on effort & time with a dedicated support rep who will:

- Liaise with your exhibitors
- Setup all the booths & upload content
- Deliver 1 training for all exhibitors



# Session Management

With this service add-on, enjoy worry-free live webinars with a dedicated support rep that will:

- Liaise with your speakers
- Provide tech support during each webinar
- Deliver 1 training for all speakers

The image displays two overlapping screenshots from a webinar management platform. The background screenshot is the 'Create New Webinar' form, which includes the following fields and options:

- Webinar Status:** A toggle switch that is currently turned on.
- Show In Landing Page Agenda:** A toggle switch that is currently turned on.
- Title:** A text input field containing 'Webinar Title'.
- Description:** A rich text editor with a toolbar and a text area containing 'Write Webinar Description...'. The toolbar includes icons for bold, italic, link, unlink, list, and indent.
- Handout Link:** A text input field containing 'Enter Handout Link'.
- Webinar Group:** A dropdown menu with the text 'Select Webinar Group'.
- Webinar Type:** A dropdown menu with the text 'Select Webinar Type'.
- Language:** A text input field containing 'Language'.
- Create:** A prominent orange button at the bottom right.

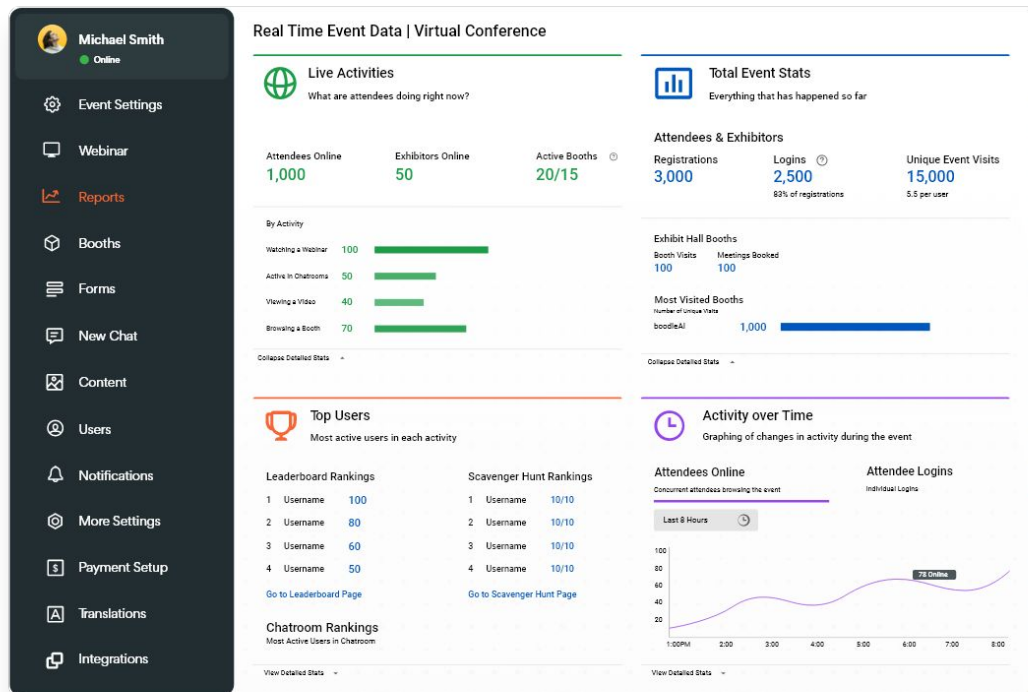
The foreground screenshot shows a live webinar interface. At the top, a navigation bar includes icons for Lobby, Exhibit Hall, Auditorium, Chat, Swag Bag, and Video Vault. The main content area features a large video feed of a male speaker in a yellow shirt with his hands raised, and a smaller video feed of a female speaker in a yellow turtleneck. To the right, a 'Participants (75)' list shows avatars and names for Sofia Wien, Sam Will, Smith, and ROMA, with 'Invite' and 'Mute All' buttons. Below the list is a 'Chat' section with a message from Caroline D: 'hey everyone!' and a message from Sam Will: 'how we can make our online sales fast?'. A 'Mute All' button is also present. At the bottom, there is a text input field for 'type your message...' and a 'Leave' button.

# POST-EVENT FEATURES

- Reporting Dashboards
- Attendee Journeys
- Raw Data Exports

# Measure how engaging your virtual conference was with Reporting Dashboards

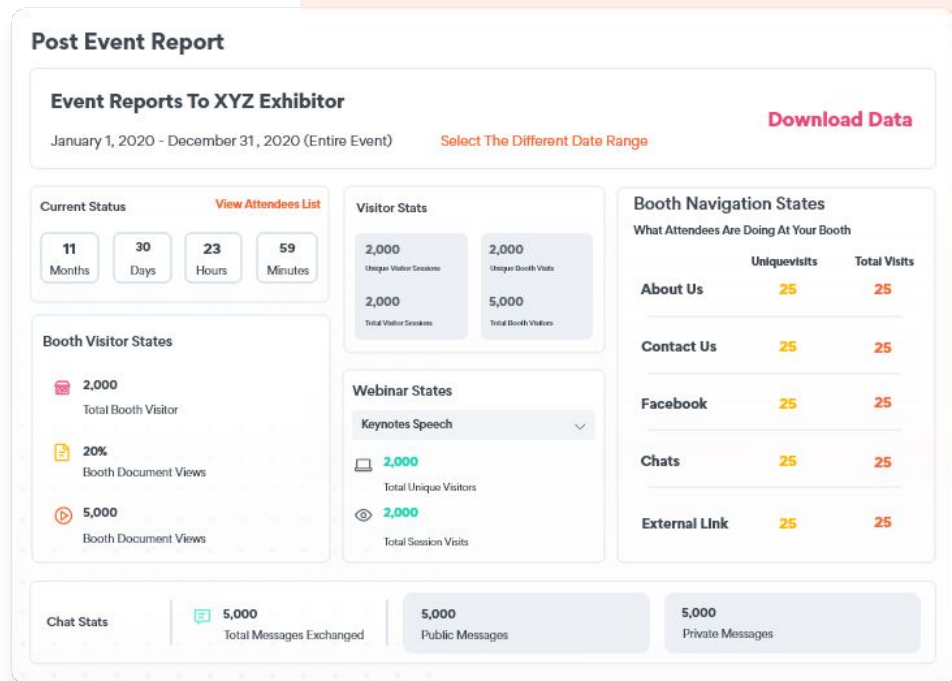
Access charts and topline metrics to gauge event engagement & ROI.



# Track booth-level activity with real-time Exhibitor Dashboards

Help exhibitors understand what's working and what's not on their booth and make adjustments on the fly.

[Watch how Exhibitor Dashboards work](#) 



**Michael Smith**  
Online

- Event Settings
- Webinar
- Reports
- Booths
- Forms
- New Chat
- Content
- Users**
- Notifications
- More Settings
- Payment Setup
- Translations
- Integrations

### User Journey Timeline

James\_Delos@Email.Com **Export** **Filters**

**Timeline**

< February 19, 2020 February 19, 2020 February 19, 2020 February 19, 2020 February 19, 2020 >

- 04:43 PM Joined A Chat Room.
- 05:17 PM Joined A Chat Room: **Journey To Cloud**
- 06:36 PM Joined A Chat Room: **Info Desk**

**February 20, 2020**  
No User Activity On This Day

- 04:43 PM Joined A Chat Room.
- 05:17 PM Joined A Chat Room: **Journey To Cloud**
- 06:36 PM Joined A Chat Room: **Info Desk**

# Visualize individual Attendee Journeys

Understand how attendees navigate and engage with your event. Generate a complete timeline that tracks their movements with actions.

# Data Export

Export all data collected during the event into Excel files for internal sharing and advanced analysis.

The dashboard displays three key metrics: 62 Booth Count, 9,785 Total Booth Visits, and 158 Avg. Visits/Booth. An 'EXPORT DATA' button is visible in the top right. Below the metrics is a table listing individual booth visits with columns for Name, Email, Company name, Login Date, and Number of visits.

Name	Email	Company name	Login Date	Number of visits
Cave Johnson	cave@axe.com	Axe Capital	June 3, 2021	4
Chris Valentine	chris@apertu.com	Aperture Science	May 31, 2021	1
Douglas Reynholm	doug@codeninja.com	Code Ninja	May 31, 2021	4
Erich Bachman	eric@delos.us	Delos Inc	May 31, 2021	0
George Bailey	baileyg@aviat.com	Aviato	May 31, 2021	2
Hank Rearden	hank@talentera.net	Talentera	June 2, 2021	2
James Delos	james@getvfairs.io	vFairs	May 31, 2021	10
James P. Sullivan	james@ironbank.com	Iron Bank of Braavos	May 31, 2021	2
Jane Doe	jane@zippott.com	Zipott LLC	May 31, 2021	5
Marty Byrde	marty@umbrella.corp.com	Umbrella Corp	May 31, 2021	4
Richard Belding	rich@m.com	Monsters, LLC.	May 31, 2021	5
Tycho Nestoris	tycho1@gmail.com	Bayt	June 1, 2021	15
Vivian Horrell	viv@aifinc.com	AIF Inc.	May 30, 2021	4
Wallace Breen	wallace@rainholm.net	Rainholm Industries	May 31, 2021	7



# SUCCESS STORIES

★★★★★ Feb 01, 2021

"The ultimate virtual experience!"

★★★★★ May 11, 2021

"A user friendly platform with great support from the vFairs team"

★★★★★ Jan 20, 2021

"Smooth, efficient, effective and customer focused"



★★★★★ May 25, 2021

"Great experience working with vFairs"

★★★★★ Feb 03, 2021

"A Phenomenal Experience"

★★★★★ Feb 26, 2021

"Easy, great customer service and engaging event!"

# Thousands of customers trust vFairs for their virtual events



## Why our customers love us



[Watch video on your browser](#) 

# THANK YOU

Send your questions to



[sales@vfairs.com](mailto:sales@vfairs.com)